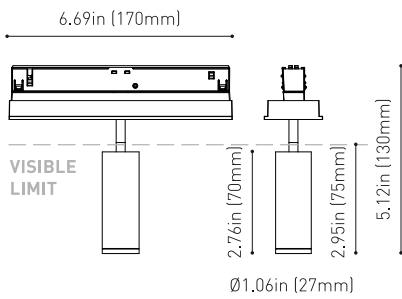




## DIMENSIONS



## ACCESSORIES



BLACK FOSTER CUSTOM  
ACCESSORIES

Reference	U4540130G
Color	Gold
Category	CUSTOM SYSTEMS

## PRODUCT

Type	LED
Gross luminous flux	520 Lm
Color temperature	2700 K
Chromatic stability	MacAdam Step 2
Color Rendering Index	CRI>90
Power	5.5 W
Current	500 mA
Efficacy	94 Lm/W
LED lifespan	L90B10>108.000h

## LIGHT SOURCE

Lighting efficiency	84%
Delivered luminous flux	437 Lm
Light beam angle	42°

## LIGHTING FIXTURE | PHOTOMETRIC DATA

Driver	Included
Power values of the system	7,00 W
Dimming	0-10V

## LIGHTING FIXTURE | ELECTRICAL DATA

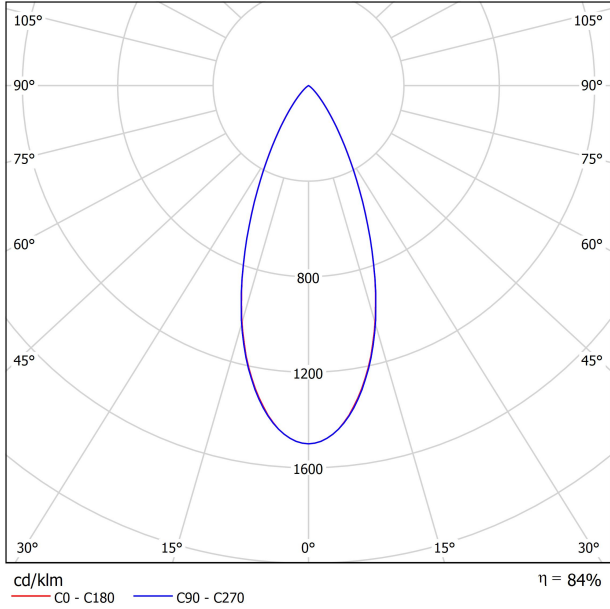
Environmental location	DAMP
Swivel angle	90°
Rotation angle	355°
Track type	Black Foster Custom Surface Track
Weight	0.35 lb   160 gr
Packaged weight	0.47 lb   217 gr
Packaging dimensions	8.27x4.41x2.13 in   210x112x54 mm
Materials	Aluminium / Polycarbonate

## OTHER DATA



Fit 27 is a projector for the Black Foster custom system. Cylindrical geometry and essential forms, it stands out for its minimalistic looking and its functionality as it can be orientated in any direction. The black perimeter around its mouth highlights its anti-glare vocation.

POLAR DIAGRAM



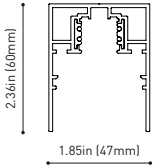
CONICAL DIAGRAM



UGR

Glare Evaluation According to UGR											
ρ Ceiling	70	70	50	50	30	70	70	50	50	30	
ρ Walls	50	30	50	30	30	50	30	50	30	30	
ρ Floor	20	20	20	20	20	20	20	20	20	20	
Room Size X Y	Viewing direction at right angles to lamp axis					Viewing direction parallel to lamp axis					
2H	2H	12.6	13.3	12.8	13.5	13.7	13.0	13.7	13.3	13.9	14.1
	3H	12.7	13.4	13.0	13.6	13.8	13.1	13.8	13.4	14.0	14.2
	4H	12.9	13.5	13.2	13.8	14.0	13.3	13.9	13.6	14.1	14.4
	6H	13.1	13.7	13.5	14.0	14.3	13.5	14.0	13.8	14.3	14.6
	8H	13.3	13.8	13.6	14.1	14.4	13.6	14.1	13.9	14.4	14.7
4H	12H	13.6	14.1	13.9	14.4	14.7	13.9	14.4	14.2	14.7	15.0
	2H	12.5	13.1	12.8	13.4	13.7	13.0	13.6	13.3	13.8	14.1
	3H	12.8	13.3	13.1	13.6	13.9	13.2	13.7	13.5	14.0	14.3
	4H	13.1	13.5	13.4	13.8	14.2	13.4	13.8	13.8	14.2	14.5
	6H	13.5	13.9	13.9	14.2	14.6	13.7	14.1	14.1	14.5	14.9
8H	8H	13.8	14.1	14.2	14.5	14.9	14.0	14.3	14.4	14.7	15.1
	12H	14.2	14.5	14.6	14.9	15.3	14.4	14.7	14.9	15.1	15.5
	4H	13.2	13.5	13.6	13.9	14.3	13.5	13.8	13.9	14.2	14.6
	6H	13.8	14.0	14.2	14.4	14.9	14.0	14.2	14.4	14.6	15.1
	8H	14.2	14.4	14.6	14.8	15.3	14.4	14.6	14.8	15.0	15.5
12H	12H	14.8	14.9	15.3	15.4	15.9	15.0	15.1	15.5	15.6	16.1
	4H	13.2	13.4	13.6	13.8	14.3	13.5	13.8	13.9	14.2	14.6
	6H	13.8	14.0	14.3	14.5	15.0	14.0	14.3	14.5	14.7	15.2
8H	14.3	14.5	14.8	14.9	15.4	14.5	14.7	15.0	15.1	15.6	
Variation of the observer position for the luminaire distances S											
S = 1.0H	+3.8 / -6.3					+3.8 / -6.2					
S = 1.5H	+6.5 / -9.2					+6.5 / -9.1					
S = 2.0H	+8.5 / -10.3					+8.5 / -10.2					
Standard table	BK00					BK00					
Correction Summand	5.7					5.7					
Corrected Glare Indices referring to 550lm Total Luminous Flux											

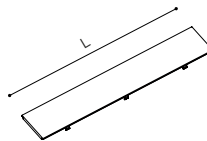
# BLACK FOSTER CUSTOM UL



BLACK FOSTER CUSTOM SURFACE	3.28ft (1m) UL	U452-01-00-	NT	WT
BLACK FOSTER CUSTOM SURFACE	6.56ft (2m) UL	U452-02-00-	NT	WT

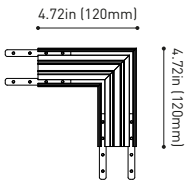
BLACK FOSTER CUSTOM COVER	Gap 250 UL	U452-00-01-	N	9.84 in / 250 mm
BLACK FOSTER CUSTOM COVER	Gap 500 UL	U452-00-02-	N	16.69 in / 500 mm

L



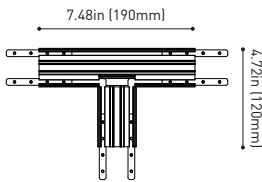
BLACK FOSTER CUSTOM SURFACE	L-Joint UL	U452-04-00-	NT	WT
BLACK FOSTER CUSTOM SURFACE	T-Joint UL	U452-05-00-	NT	WT
BLACK FOSTER CUSTOM SURFACE	X-Joint UL	U452-06-00-	NT	WT

**BLACK FOSTER CUSTOM SURFACE**  
L-Joint UL



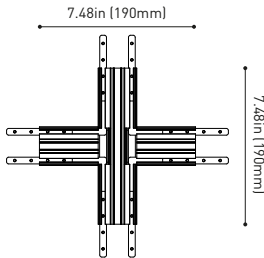
Electrical connection not included

**BLACK FOSTER CUSTOM SURFACE**  
T-Joint UL



Electrical connection not included

**BLACK FOSTER CUSTOM SURFACE**  
X-Joint UL

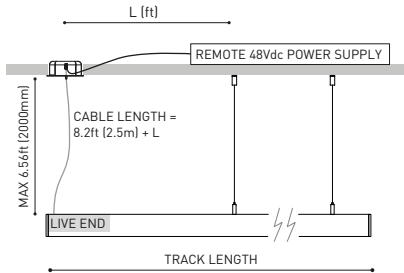
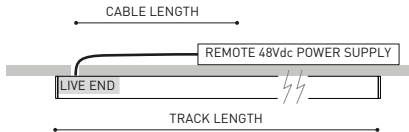


Electrical connection not included

P V D

CONSTANT VOLTAGE	U100-00-78	96 W	48 V	8.16 x 2.97 x 1.30 in
LED POWER SUPPLY				207 x 75.4 x 33 mm

120 & 277V | 50/60 Hz



**UL DROP**  
VOLTAGE TABLE

POWER	CABLE SECTION	CABLE LENGTH			
		16.40ft 5m	32.80ft 10m	65.62ft 20m	98.43ft 30m
96 W	AWG16	TRACK LENGTH			
		164ft 50m	164ft 50m	131.32ft 40m	82ft 25m

COLOUR | N ■ | NT ■ | WT □ |

# BLACK FOSTER CUSTOM UL

## BLACK FOSTER CUSTOM TRACK COMPONENTS



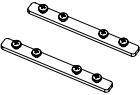
**BLACK FOSTER CUSTOM SURFACE**  
**End UL** U452-00-03- | N | W |

Cover thickness = 0.12in (3mm)



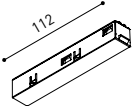
**BLACK FOSTER CUSTOM SURFACE**  
**End Feed UL** U452-00-04- | N | W |

Cover thickness = 0.12in (3mm)

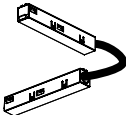


**BLACK FOSTER CUSTOM SURFACE**  
**Straight Joiner UL** U452-00-05

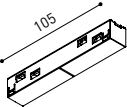
## CONNECTION COMPONENTS



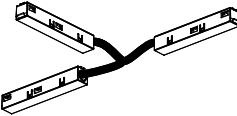
**Live-End Connector 48V UL**  
 U338-00-01- | N |



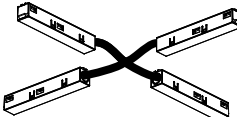
**L-Joint Connector 48V UL**  
 U338-00-12- | N |



**Central Connector 48V UL**  
 U338-00-02- | N |

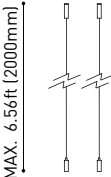


**T-Joint Connector 48V UL**  
 U450-00-07- | N |



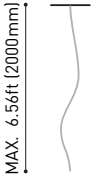
**X-Joint Connector 48V UL**  
 U450-00-08- | N |

## SUSPENSION COMPONENTS



**Black Foster Suspension Kit (2 Units) UL**  
 U450-00-09- | NT | WT |

**Suggested Mounting accessories quantities**  
 3.28ft (1000mm) - 2 Pcs.  
 6.56ft (2000mm) - 3 Pcs.



**Suspension Feed Kit 48V UL**  
 U338-00-17- | N | W | 

\*For remote power supply