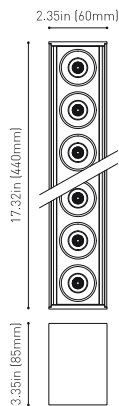




DIMENSIONS



AWARDS



Name	BLACK FOSTER SURF 10 UL SPOT 3000K WTMG
Reference	U3205111WTMG
Color	Textured white-Metallized gold
Category	SURFACE

PRODUCT

Type	LED
Gross luminous flux	2100 Lm
Color temperature	3000 K
Chromatic stability	MacAdam Step 3
Color Rendering Index	CRI>90
Power	21 W
Current	700 mA
LED lifespan	L80B10 >60.000h

LIGHT SOURCE

Lighting efficiency	90%
Delivered luminous flux	1890 Lm
Light beam angle	19°

LIGHTING FIXTURE | PHOTOMETRIC DATA

Driver	Included: ERP-PSB series or similar
Power values of the system	24,00 W
Frequency	50/60 Hz
Dimming	0-10V / TRIAC/ELV dimming only at 120V

LIGHTING FIXTURE | ELECTRICAL DATA

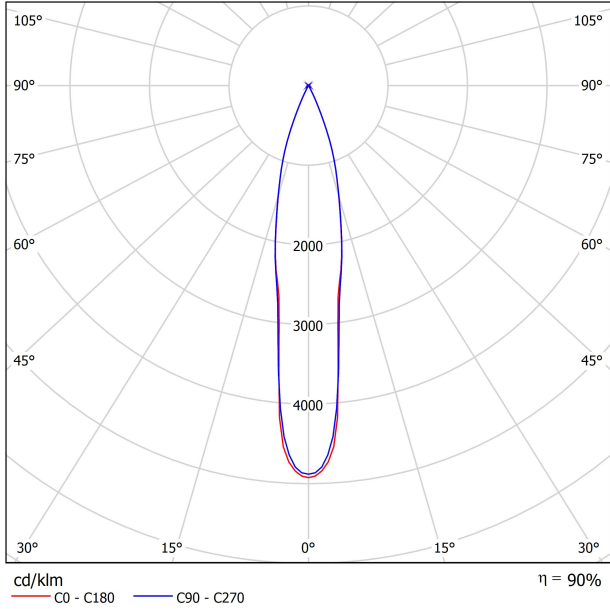
Environmental location	DAMP
Junction box cover	Included. For octagonal Junction box
Junction box cover color	Textured white. Other finishing, please consult
Junction box cover measurements	Ø4.33 in Ø110 mm
Weight	3.36 lb 1524 gr
Packaged weight	4.70 lb 2134 gr
Packaging dimensions	Ø5.04x20.28 in Ø128x515 mm
Materials	Aluminium - Acrylonitrile Butadiene Styrene - Polycarbonate

OTHER DATA

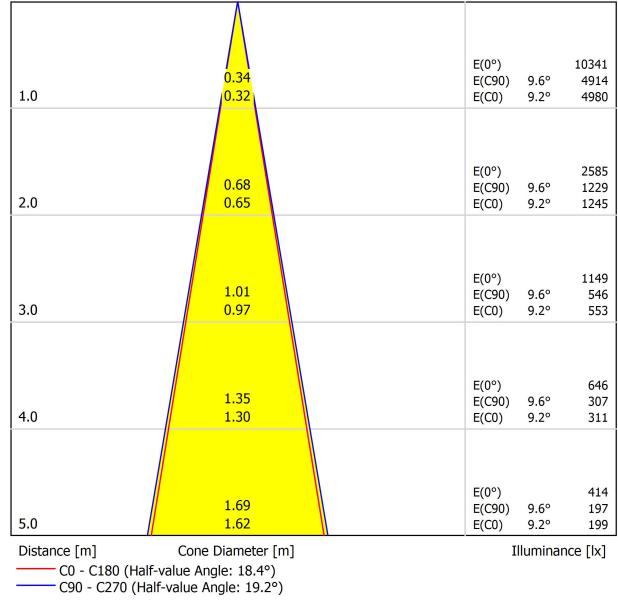


Black Foster Surface is the product that transfers the claimed effect "The Invisible Black" to a linear system in surface application. Black Foster has a very discrete presence in the interior design due to its reduced dimensions and its extremely low glare helping the piece not to gain much prominence.

POLAR DIAGRAM



CONICAL DIAGRAM



UGR

Glare Evaluation According to UGR												
ρ Ceiling		70	70	50	50	30	70	70	50	50	30	
ρ Walls		50	30	50	30	30	50	30	50	30	30	
ρ Floor		20	20	20	20	20	20	20	20	20	20	
Room Size X Y		Viewing direction at right angles to lamp axis					Viewing direction parallel to lamp axis					
2H	2H	2.2	2.8	2.4	3.0	3.2	3.0	3.7	3.3	3.9	4.1	
	3H	5.7	6.3	5.9	6.5	6.7	6.9	7.5	7.2	7.8	8.0	
	4H	7.6	8.2	7.9	8.5	8.7	8.8	9.3	9.1	9.6	9.8	
	6H	9.9	10.4	10.2	10.7	11.0	11.0	11.6	11.4	11.8	12.1	
	8H	11.0	11.5	11.3	11.8	12.1	12.3	12.8	12.6	13.1	13.4	
4H	2H	3.5	4.1	3.8	4.4	4.6	4.1	4.7	4.4	4.9	5.2	
	3H	7.3	7.7	7.6	8.0	8.4	8.1	8.6	8.5	8.9	9.2	
	4H	9.3	9.8	9.7	10.1	10.4	10.2	10.6	10.5	10.9	11.2	
	6H	11.6	12.0	12.0	12.3	12.7	12.6	12.9	13.0	13.3	13.7	
	8H	12.8	13.2	13.3	13.5	13.9	13.9	14.2	14.3	14.6	15.0	
8H	2H	14.3	14.6	14.8	15.0	15.4	15.5	15.7	15.9	16.1	16.6	
	4H	10.3	10.6	10.7	11.0	11.4	10.9	11.2	11.3	11.6	12.0	
	6H	12.8	13.0	13.2	13.4	13.9	13.5	13.8	14.0	14.2	14.6	
	8H	14.2	14.4	14.7	14.8	15.3	15.1	15.3	15.5	15.7	16.2	
	12H	15.8	16.0	16.3	16.5	16.9	16.8	17.0	17.3	17.4	17.9	
12H	4H	10.6	10.8	11.0	11.2	11.7	11.1	11.4	11.5	11.8	12.2	
	6H	13.1	13.3	13.6	13.8	14.2	13.8	14.0	14.3	14.5	14.9	
	8H	14.7	14.8	15.2	15.3	15.8	15.5	15.6	15.9	16.1	16.6	
	Variation of the observer position for the luminaire distances S											
	S = 1.0H	+0.2 / -0.1					+0.2 / -0.1					
S = 1.5H	+0.3 / -0.3					+0.3 / -0.3						
S = 2.0H	+0.5 / -0.5					+0.5 / -0.5						
Standard table Correction Summand	---					---						
Corrected Glare Indices referring to 2100lm Total Luminous Flux												