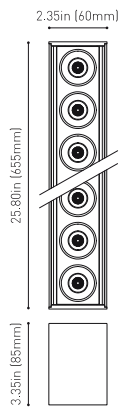




DIMENSIONS



AWARDS



Name	BLACK FOSTER SURF 15 UL FLOOD 3000K NT
Reference	U3206011NT
Color	Textured black
Category	SURFACE
Type	LED
Gross luminous flux	3150 Lm
Color temperature	3000 K
Chromatic stability	MacAdam Step 3
Color Rendering Index	CRI>90
Power	31.5 W
Current	700 mA
Efficacy	100 Lm/W
LED lifespan	L80B10 >60.000h
Lighting efficiency	92%
Delivered luminous flux	2898 Lm
Light beam angle	38°
Driver	Included: ERP-PSB series or similar
Power values of the system	37,00 W
Frequency	50/60 Hz
Dimming	0-10V / TRIAC/ELV dimming only at 120V
Environmental location	DAMP
Junction box cover	Included. For octagonal Junction box
Junction box cover color	Textured white. Other finishing, please consult
Junction box cover measurements	Ø4.33 in Ø110 mm
Weight	4.52 lb 2050 gr
Packaged weight	6.48 lb 2940 gr
Packaging dimensions	Ø5.04x28.74 in Ø128x730 mm
Materials	Aluminium - Acrylonitrile Butadiene Styrene - Polycarbonate

PRODUCT

LIGHT SOURCE

LIGHTING FIXTURE | PHOTOMETRIC DATA

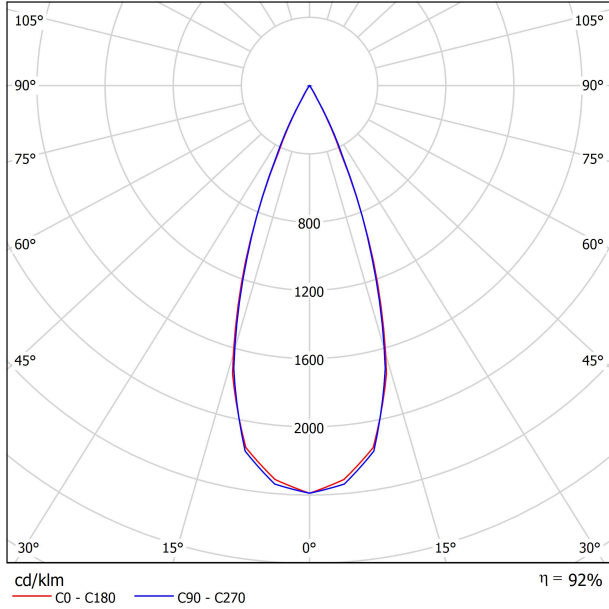
LIGHTING FIXTURE | ELECTRICAL DATA

OTHER DATA

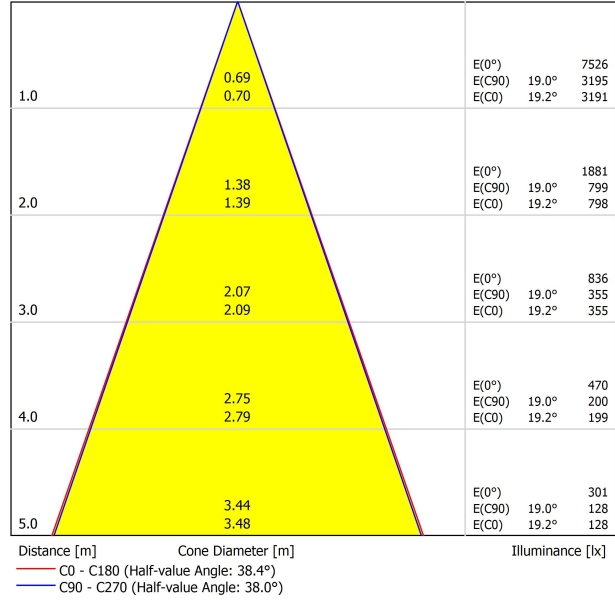


Black Foster Surface is the product that transfers the claimed effect "The Invisible Black" to a linear system in surface application. Black Foster has a very discrete presence in the interior design due to its reduced dimensions and its extremely low glare helping the piece not to gain much prominence.

POLAR DIAGRAM



CONICAL DIAGRAM



UGR

Glare Evaluation According to UGR											
ρ Ceiling		70	70	50	50	30	70	70	50	50	30
ρ Walls		50	30	50	30	30	50	30	50	30	30
ρ Floor		20	20	20	20	20	20	20	20	20	20
Room Size X Y		Viewing direction at right angles to lamp axis					Viewing direction parallel to lamp axis				
2H	2H	-13.5	-12.9	-13.3	-12.7	-12.5	-14.4	-13.7	-14.1	-13.6	-13.4
	3H	-7.2	-6.6	-6.9	-6.4	-6.1	-7.1	-6.5	-6.8	-6.3	-6.0
	4H	-3.7	-3.1	-3.4	-2.9	-2.6	-3.1	-2.6	-2.8	-2.3	-2.1
	6H	-0.0	0.5	0.3	0.7	1.0	0.3	0.8	0.7	1.1	1.4
	8H	1.8	2.3	2.1	2.6	2.9	2.1	2.6	2.5	2.9	3.2
4H	12H	3.8	4.3	4.2	4.6	4.9	4.2	4.6	4.5	4.9	5.2
	2H	-10.9	-10.4	-10.6	-10.1	-9.9	-11.3	-10.8	-11.0	-10.5	-10.2
	3H	-5.0	-4.5	-4.6	-4.2	-3.9	-4.8	-4.3	-4.4	-4.0	-3.7
	4H	-1.5	-1.1	-1.2	-0.8	-0.5	-1.1	-0.7	-0.7	-0.4	-0.0
	6H	2.0	2.3	2.4	2.7	3.1	2.3	2.6	2.7	3.0	3.4
8H	8H	3.9	4.2	4.3	4.6	5.0	4.2	4.5	4.6	4.8	5.2
	12H	5.9	6.2	6.4	6.6	7.0	6.3	6.5	6.7	6.9	7.3
	4H	0.0	0.3	0.4	0.7	1.1	0.3	0.6	0.7	1.0	1.4
12H	6H	3.6	3.9	4.1	4.3	4.7	3.8	4.1	4.3	4.5	4.9
	8H	5.6	5.8	6.1	6.2	6.7	5.8	6.0	6.3	6.4	6.9
	12H	7.8	7.9	8.3	8.4	8.9	8.0	8.2	8.5	8.6	9.1
12H	4H	0.5	0.8	1.0	1.2	1.6	0.8	1.0	1.2	1.4	1.8
	6H	4.2	4.4	4.7	4.9	5.3	4.4	4.6	4.9	5.0	5.5
	8H	6.3	6.5	6.8	6.9	7.4	6.5	6.6	7.0	7.1	7.6
Variation of the observer position for the luminaire distances S											
S = 1.0H		+0.9 / -0.3					+1.3 / -0.4				
S = 1.5H		+1.9 / -0.6					+2.7 / -0.7				
S = 2.0H		+3.1 / -0.8					+4.2 / -1.0				
Standard table Correction Summand		---					---				
Corrected Glare Indices referring to 3150lm Total Luminous Flux											