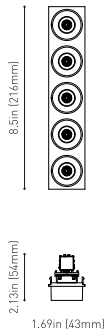




## DIMENSIONS



## ACCESSORIES



BLACK FOSTER CUSTOM ACCESSORIES

|           |   |
|-----------|---|
| Name      | BLACK FOSTER CUSTOM MODULE 5 UL FLOOD DIM 0/10V 3000K N |
| Reference | U4534011N   |
| Color     | Matt black  |
| Category  | CUSTOM SYSTEMS  |

## PRODUCT

|           |   |
|-----------|---|
| Name      | BLACK FOSTER CUSTOM MODULE 5 UL FLOOD DIM 0/10V 3000K N |
| Reference | U4534011N   |
| Color     | Matt black  |
| Category  | CUSTOM SYSTEMS  |

## LIGHT SOURCE

|                       |                  |
|-----------------------|------------------|
| Type                  | LED              |
| Gross luminous flux   | 1250 Lm          |
| Color temperature     | 3000 K           |
| Chromatic stability   | MacAdam Step 3   |
| Color Rendering Index | CRI > 90         |
| Power                 | 10,5 W           |
| Current               | 700 mA           |
| Efficacy              | 119 Lm/W         |
| LED lifespan          | L80B10 > 60.000h |

## LIGHTING FIXTURE | PHOTOMETRIC DATA

|                         |         |
|-------------------------|---------|
| Lighting efficiency     | 92%     |
| Delivered luminous flux | 1150 Lm |
| Light beam angle        | 38°     |

## LIGHTING FIXTURE | ELECTRICAL DATA

|                            |          |
|----------------------------|----------|
| Driver                     | Included |
| Power values of the system | 12,50 W  |
| Dimming                    | 0-10V    |

## OTHER DATA

|                        |   |
|------------------------|---|
| Environmental location | DAMP  |
| Track type             | Black Foster Custom Surface Track                           |
| Weight                 | 0.36 lb   165 gr  |
| Packaged weight        | 0.51 lb   232 gr  |
| Packaging dimensions   | 9.72x4.41x1.89 in   247x112x48 mm                           |
| Materials              | Aluminium / Acrylonitrile Butadiene Styrene / Polycarbonate |

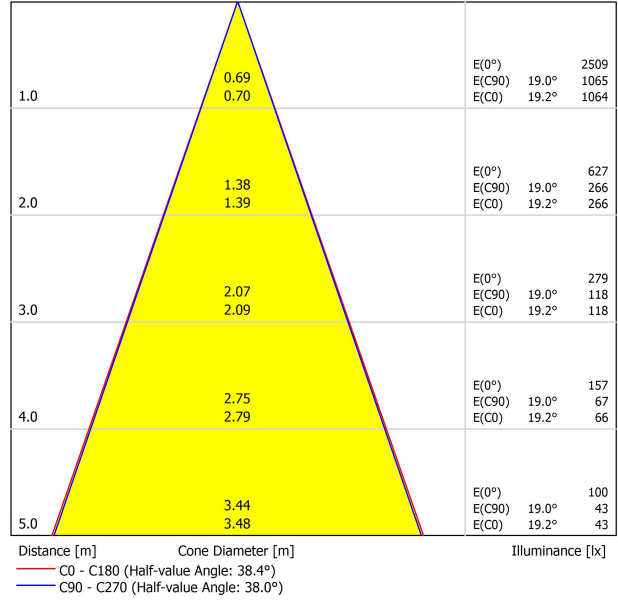


Black Foster is the lighting fixture that transfers the applauded "Invisible Black" effect to a linear system. Black Foster is composed of a series of combinable modules enabling the alternation of segments with light emission and without light emission. However, whether it is ON or OFF, this luminaire always keeps the aesthetics of a perfect dark line. To the observer, it is impossible to distinguish between Black Foster parts that emit light from those that don't. Black Foster's modularity provides a wide range of different combinations, allowing to set up the light emission location as many times as needed, and adapting itself to the requirements of each project in particular.

POLAR DIAGRAM



CONICAL DIAGRAM



UGR

| Glare Evaluation According to UGR                               |  |  |       |       |       |       |   |       |       |       |       |
|---|--|--|-------|-------|-------|-------|---|-------|-------|-------|-------|
| ρ Ceiling   |  | 70   | 70    | 50    | 50    | 30    | 70                                      | 70    | 50    | 50    | 30    |
| ρ Walls   |  | 50   | 30    | 50    | 30    | 30    | 50                                      | 30    | 50    | 30    | 30    |
| ρ Floor   |  | 20   | 20    | 20    | 20    | 20    | 20                                      | 20    | 20    | 20    | 20    |
| Room Size X Y   |  | Viewing direction at right angles to lamp axis |       |       |       |       | Viewing direction parallel to lamp axis |       |       |       |       |
| 2H  | 2H   | -13.4  | -12.8 | -13.2 | -12.6 | -12.4 | -14.3                                   | -13.6 | -14.0 | -13.5 | -13.3 |
|   | 3H   | -7.1   | -6.5  | -6.8  | -6.3  | -6.0  | -7.0                                    | -6.4  | -6.7  | -6.2  | -5.9  |
|   | 4H   | -3.6   | -3.0  | -3.3  | -2.8  | -2.5  | -3.0                                    | -2.5  | -2.7  | -2.2  | -2.0  |
|   | 6H   | 0.1  | 0.6   | 0.4   | 0.8   | 1.1   | 0.4                                     | 0.9   | 0.8   | 1.2   | 1.5   |
|   | 8H   | 1.9  | 2.4   | 2.2   | 2.7   | 3.0   | 2.2                                     | 2.7   | 2.6   | 3.0   | 3.3   |
| 4H  | 12H  | 3.9  | 4.4   | 4.3   | 4.7   | 5.0   | 4.3                                     | 4.7   | 4.6   | 5.0   | 5.3   |
|   | 2H   | -10.8  | -10.3 | -10.5 | -10.0 | -9.8  | -11.2                                   | -10.7 | -10.9 | -10.4 | -10.1 |
|   | 3H   | -4.9   | -4.4  | -4.5  | -4.1  | -3.8  | -4.7                                    | -4.2  | -4.3  | -3.9  | -3.6  |
|   | 4H   | -1.4   | -1.0  | -1.1  | -0.7  | -0.4  | -1.0                                    | -0.6  | -0.6  | -0.3  | 0.1   |
|   | 6H   | 2.1  | 2.4   | 2.5   | 2.8   | 3.2   | 2.4                                     | 2.7   | 2.8   | 3.1   | 3.5   |
| 8H  | 8H   | 4.0  | 4.3   | 4.4   | 4.7   | 5.1   | 4.3                                     | 4.6   | 4.7   | 4.9   | 5.3   |
|   | 12H  | 6.0  | 6.3   | 6.5   | 6.7   | 7.1   | 6.4                                     | 6.6   | 6.8   | 7.0   | 7.4   |
|   | 4H   | 0.1  | 0.4   | 0.5   | 0.8   | 1.2   | 0.4                                     | 0.7   | 0.8   | 1.1   | 1.5   |
|   | 6H   | 3.7  | 4.0   | 4.2   | 4.4   | 4.8   | 3.9                                     | 4.2   | 4.4   | 4.6   | 5.0   |
|   | 8H   | 5.7  | 5.9   | 6.2   | 6.3   | 6.8   | 5.9                                     | 6.1   | 6.4   | 6.5   | 7.0   |
| 12H   | 12H  | 7.9  | 8.0   | 8.4   | 8.5   | 9.0   | 8.1                                     | 8.3   | 8.6   | 8.7   | 9.2   |
|   | 4H   | 0.6  | 0.9   | 1.1   | 1.3   | 1.7   | 0.9                                     | 1.1   | 1.3   | 1.5   | 1.9   |
|   | 6H   | 4.3  | 4.5   | 4.8   | 5.0   | 5.4   | 4.5                                     | 4.7   | 5.0   | 5.1   | 5.6   |
|   | 8H   | 6.4  | 6.6   | 6.9   | 7.0   | 7.5   | 6.6                                     | 6.7   | 7.1   | 7.2   | 7.7   |
|   | Variation of the observer position for the luminaire distances S |  |       |       |       |       |   |       |       |       |       |
| S = 1.0H  |  | +0.9 / -0.3                                    |       |       |       |       | +1.3 / -0.4                             |       |       |       |       |
| S = 1.5H  |  | +1.9 / -0.6                                    |       |       |       |       | +2.7 / -0.7                             |       |       |       |       |
| S = 2.0H  |  | +3.1 / -0.8                                    |       |       |       |       | +4.2 / -1.0                             |       |       |       |       |
| Standard table Correction Summand                               |  | ---  |       |       |       |       | ---                                     |       |       |       |       |
| Corrected Glare Indices referring to 1050lm Total Luminous Flux |  |  |       |       |       |       |   |       |       |       |       |

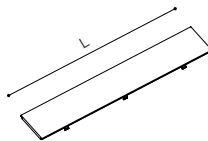
BLACK FOSTER CUSTOM UL



|                             |                |             |    |    |
|-----------------------------|----------------|-------------|----|----|
| BLACK FOSTER CUSTOM SURFACE | 3.28ft (1m) UL | U452-01-00- | NT | WT |
| BLACK FOSTER CUSTOM SURFACE | 6.56ft (2m) UL | U452-02-00- | NT | WT |

|                           |            |             |   |                   |
|---------------------------|------------|-------------|---|-------------------|
| BLACK FOSTER CUSTOM COVER | Gap 250 UL | U452-00-01- | N | 9.84 in / 250 mm  |
| BLACK FOSTER CUSTOM COVER | Gap 500 UL | U452-00-02- | N | 16.69 in / 500 mm |

L



|                             |            |             |    |    |
|-----------------------------|------------|-------------|----|----|
| BLACK FOSTER CUSTOM SURFACE | L-Joint UL | U452-04-00- | NT | WT |
| BLACK FOSTER CUSTOM SURFACE | T-Joint UL | U452-05-00- | NT | WT |
| BLACK FOSTER CUSTOM SURFACE | X-Joint UL | U452-06-00- | NT | WT |

BLACK FOSTER CUSTOM SURFACE L-Joint UL



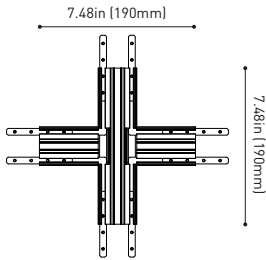
Electrical connection not included

BLACK FOSTER CUSTOM SURFACE T-Joint UL



Electrical connection not included

BLACK FOSTER CUSTOM SURFACE X-Joint UL



Electrical connection not included

P V D

|                  |            |      |      |                       |
|------------------|------------|------|------|-----------------------|
| CONSTANT VOLTAGE | U100-00-78 | 96 W | 48 V | 8.16 x 2.97 x 1.30 in |
| LED POWER SUPPLY |            |      |      | 207 x 75.4 x 33 mm    |

120 & 277V | 50/60 Hz



UL DROP VOLTAGE TABLE

| POWER | CABLE SECTION | CABLE LENGTH  |                |                 |                |
|-------|---------------|---------------|----------------|-----------------|----------------|
|       |               | 16.40ft<br>5m | 32.80ft<br>10m | 65.62ft<br>20m  | 98.43ft<br>30m |
| 96 W  | AWG16         | TRACK LENGTH  |                |                 |                |
|       |               | 164ft<br>50m  | 164ft<br>50m   | 131.32ft<br>40m | 82ft<br>25m    |

COLOUR | N ■ | NT ■ | WT □

BLACK FOSTER CUSTOM UL

BLACK FOSTER CUSTOM TRACK COMPONENTS



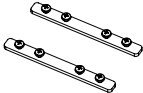
**BLACK FOSTER CUSTOM SURFACE**  
**End UL** U452-00-03- | N | W |

Cover thickness = 0.12in (3mm)



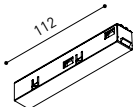
**BLACK FOSTER CUSTOM SURFACE**  
**End Feed UL** U452-00-04- | N | W |

Cover thickness = 0.12in (3mm)

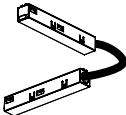


**BLACK FOSTER CUSTOM SURFACE**  
**Straight Joiner UL** U452-00-05

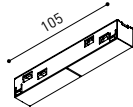
CONNECTION COMPONENTS



**Live-End Connector 48V**  
 A338-00-01- | N |



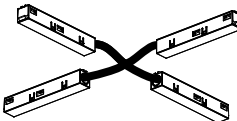
**L-Joint Connector 48V UL**  
 U338-00-12- | N |



**Central Connector 48V**  
 A338-00-02- | N |



**T-Joint Connector 48V UL**  
 U450-00-07- | N |



**X-Joint Connector 48V UL**  
 U450-00-08- | N |

SUSPENSION COMPONENTS



**Black Foster Suspension Kit (2 Units) UL**  
 U450-00-09- | NT | WT |

**Suggested Mounting accessories quantities**  
 3.28ft (1000mm) - 2 Pcs.  
 6.56ft (2000mm) - 3 Pcs.



**Suspension Feed Kit 48V UL**  
 U338-00-17- | N | W |



\*For remote power supply