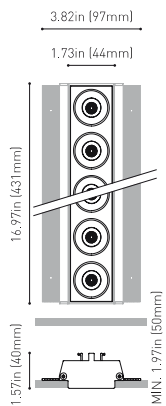




## DIMENSIONS



## AWARDS



Name	BLACK FOSTER TRI 10 UL SPOT 3000K NMG
Reference	U3185111NMG
Color	Matt black-Metallized gold
Category	CEILING RECESSED

## PRODUCT

Type	LED
Gross luminous flux	Depending on Mounting Accessories Lm
Color temperature	3000 K
Chromatic stability	MacAdam Step 3
Color Rendering Index	CRI>90
Power	Depending on Mounting Accessories W
Current	Depending on Mounting Accessories mA
LED lifespan	L90B10>102.000h

## LIGHT SOURCE

Lighting efficiency	90%
Delivered luminous flux	0 Lm
Light beam angle	19°

## LIGHTING FIXTURE | PHOTOMETRIC DATA

Driver	Requires remote driver
Power values of the system	W
Frequency	Depending on Mounting Accessories
Dimming	Depending on Mounting Accessories

## LIGHTING FIXTURE | ELECTRICAL DATA

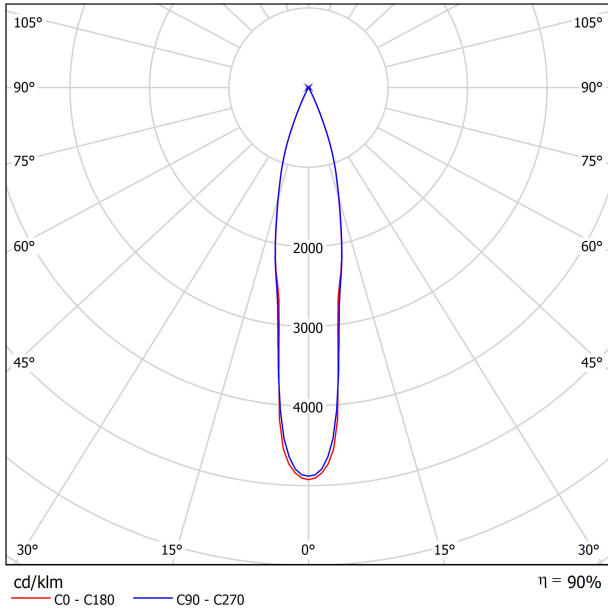
IC Rated	Yes
Environmental location	DAMP
Recess measurements	1.97 x 17.20   50 x 437
Weight	1.51 lb   684 gr
Packaged weight	2.22 lb   1009 gr
Packaging dimensions	Ø4.13x22.83 in   Ø105x580 mm
Materials	Aluminium - Acrylonitrile Butadiene Styrene - Polycarbonate

## OTHER DATA

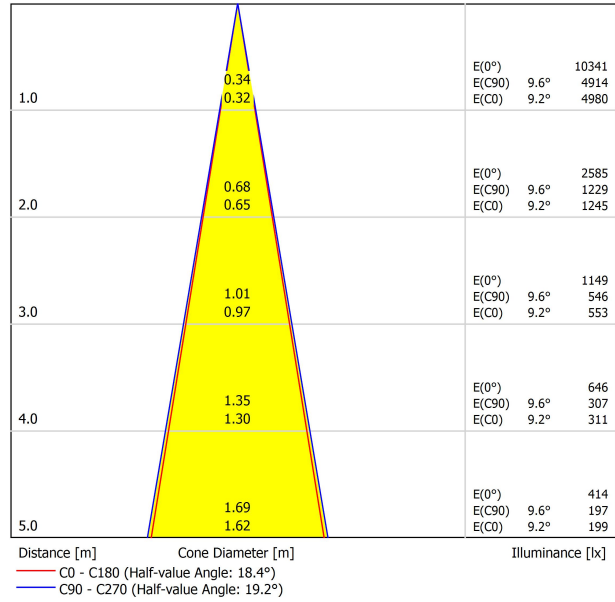


Black Foster is our lineal recessed luminaire with "The invisible black" effect, also available in a trimless version. Hiding the source of light, Black Foster stands out for its visual comfort and its elegance.

POLAR DIAGRAM



CONICAL DIAGRAM



UGR

Glare Evaluation According to UGR											
ρ Ceiling	70	70	50	50	30	70	70	50	50	30	
ρ Walls	50	30	50	30	30	50	30	50	30	30	
ρ Floor	20	20	20	20	20	20	20	20	20	20	
Room Size X Y	Viewing direction at right angles to lamp axis					Viewing direction parallel to lamp axis					
2H	2H	2.2	2.8	2.4	3.0	3.2	3.0	3.7	3.3	3.9	4.1
	3H	5.7	6.3	5.9	6.5	6.7	6.9	7.5	7.2	7.8	8.0
	4H	7.6	8.2	7.9	8.5	8.7	8.8	9.3	9.1	9.6	9.8
	6H	9.9	10.4	10.2	10.7	11.0	11.0	11.6	11.4	11.8	12.1
	8H	11.0	11.5	11.3	11.8	12.1	12.3	12.8	12.6	13.1	13.4
4H	2H	3.5	4.1	3.8	4.4	4.6	4.1	4.7	4.4	4.9	5.2
	3H	7.3	7.7	7.6	8.0	8.4	8.1	8.6	8.5	8.9	9.2
	4H	9.3	9.8	9.7	10.1	10.4	10.2	10.6	10.5	10.9	11.2
	6H	11.6	12.0	12.0	12.3	12.7	12.6	12.9	13.0	13.3	13.7
	8H	12.8	13.2	13.3	13.5	13.9	13.9	14.2	14.3	14.6	15.0
8H	2H	14.3	14.6	14.8	15.0	15.4	15.5	15.7	15.9	16.1	16.6
	4H	10.3	10.6	10.7	11.0	11.4	10.9	11.2	11.3	11.6	12.0
	6H	12.8	13.0	13.2	13.4	13.9	13.5	13.8	14.0	14.2	14.6
	8H	14.2	14.4	14.7	14.8	15.3	15.1	15.3	15.5	15.7	16.2
	12H	15.8	16.0	16.3	16.5	16.9	16.8	17.0	17.3	17.4	17.9
12H	4H	10.6	10.8	11.0	11.2	11.7	11.1	11.4	11.5	11.8	12.2
	6H	13.1	13.3	13.6	13.8	14.2	13.8	14.0	14.3	14.5	14.9
	8H	14.7	14.8	15.2	15.3	15.8	15.5	15.6	15.9	16.1	16.6
Variation of the observer position for the luminaire distances S											
S = 1.0H	+0.2 / -0.1					+0.2 / -0.1					
S = 1.5H	+0.3 / -0.3					+0.3 / -0.3					
S = 2.0H	+0.5 / -0.5					+0.5 / -0.5					
Standard table	---					---					
Correction Summand	---					---					
Corrected Glare Indices referring to 2100lm Total Luminous Flux											

GUÍA DE INSTALACIÓN



<https://youtu.be/SVWNEfbfVY>