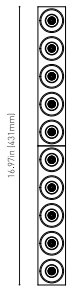




DIMENSIONS



ACCESSORIES



BLACK FOSTER CUSTOM ACCESSORIES

Name	BLACK FOSTER CUSTOM MODULE 10 UL FLOOD DIM DALI 3000K NMG
Reference	U4535021NMG
Color	Black-Metallized gold
Category	CUSTOM SYSTEMS

PRODUCT

Name	BLACK FOSTER CUSTOM MODULE 10 UL FLOOD DIM DALI 3000K NMG
Reference	U4535021NMG
Color	Black-Metallized gold
Category	CUSTOM SYSTEMS

LIGHT SOURCE

Type	LED
Gross luminous flux	1900 Lm
Color temperature	3000 K
Chromatic stability	MacAdam Step 3
Color Rendering Index	CRI > 90
Power	21 W
Current	700 mA
Efficacy	90 Lm/W
LED lifespan	L80B10 > 60.000h

LIGHTING FIXTURE | PHOTOMETRIC DATA

Lighting efficiency	92%
Delivered luminous flux	1748 Lm
Light beam angle	38°

LIGHTING FIXTURE | ELECTRICAL DATA

Driver	Included
Power values of the system	23,70 W
Dimming	DALI

OTHER DATA

Environmental location	DAMP
Track type	Black Foster Custom Surface Track
Weight	0.66 lb 300 gr
Packaged weight	0.88 lb 403 gr
Packaging dimensions	18.19x4.41x1.89 in 462x112x48 mm
Materials	Aluminium / Acrylonitrile Butadiene Styrene / Polycarbonate

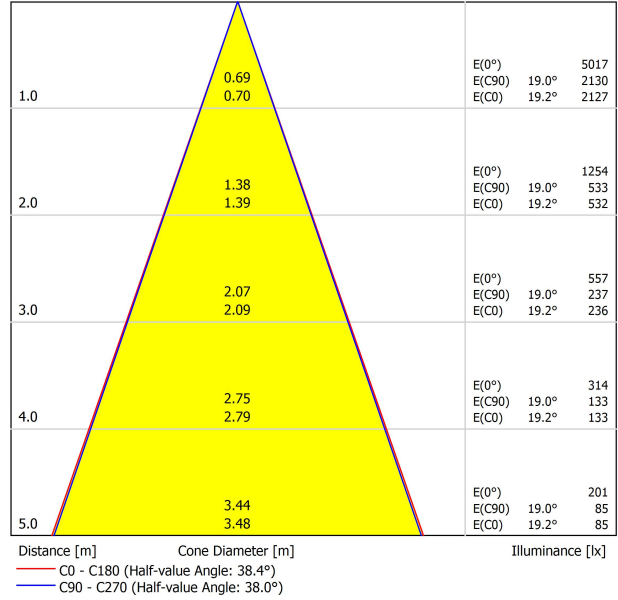


Black Foster is the lighting fixture that transfers the applauded "Invisible Black" effect to a linear system. Black Foster is composed of a series of combinable modules enabling the alternation of segments with light emission and without light emission. However, whether it is ON or OFF, this luminaire always keeps the aesthetics of a perfect dark line. To the observer, it is impossible to distinguish between Black Foster parts that emit light from those that don't. Black Foster's modularity provides a wide range of different combinations, allowing to set up the light emission location as many times as needed, and adapting itself to the requirements of each project in particular.

POLAR DIAGRAM



CONICAL DIAGRAM



UGR

Glare Evaluation According to UGR											
ρ Ceiling	70	70	50	50	30	70	70	50	50	30	30
ρ Walls	50	30	50	30	30	50	30	50	30	30	30
ρ Floor	20	20	20	20	20	20	20	20	20	20	20
Room Size X Y	Viewing direction at right angles to lamp axis					Viewing direction parallel to lamp axis					
2H	2H	-13.5	-12.8	-13.2	-12.6	-12.4	-14.4	-13.7	-14.1	-13.5	-13.3
	3H	-7.2	-6.6	-6.9	-6.3	-6.1	-7.0	-6.5	-6.8	-6.2	-6.0
	4H	-3.7	-3.1	-3.4	-2.9	-2.6	-3.1	-2.6	-2.8	-2.3	-2.1
	6H	-0.0	0.5	0.3	0.8	1.0	0.4	0.9	0.7	1.1	1.4
	8H	1.8	2.3	2.2	2.6	2.9	2.2	2.6	2.5	2.9	3.2
4H	2H	-10.9	-10.4	-10.6	-10.1	-9.9	-11.3	-10.7	-11.0	-10.5	-10.2
	3H	-4.9	-4.5	-4.6	-4.2	-3.9	-4.8	-4.3	-4.4	-4.0	-3.7
	4H	-1.5	-1.1	-1.1	-0.8	-0.4	-1.1	-0.7	-0.7	-0.3	-0.0
	6H	2.1	2.4	2.4	2.7	3.1	2.3	2.7	2.7	3.0	3.4
	8H	3.9	4.2	4.3	4.6	5.0	4.2	4.5	4.6	4.9	5.3
8H	2H	6.0	6.2	6.4	6.6	7.0	6.3	6.5	6.7	6.9	7.3
	4H	0.0	0.3	0.4	0.7	1.1	0.3	0.6	0.7	1.0	1.4
	6H	3.7	3.9	4.1	4.3	4.7	3.9	4.1	4.3	4.5	4.9
	8H	5.6	5.8	6.1	6.3	6.7	5.8	6.0	6.3	6.5	6.9
	12H	7.8	7.9	8.3	8.4	8.9	8.1	8.2	8.6	8.7	9.2
12H	4H	0.5	0.8	1.0	1.2	1.6	0.8	1.0	1.2	1.4	1.8
	6H	4.3	4.4	4.7	4.9	5.4	4.4	4.6	4.9	5.0	5.5
	8H	6.3	6.5	6.8	6.9	7.4	6.5	6.6	7.0	7.1	7.6
Variation of the observer position for the luminaire distances S											
S = 1.0H	+0.9 / -0.3					+1.3 / -0.4					
S = 1.5H	+1.9 / -0.6					+2.7 / -0.7					
S = 2.0H	+3.1 / -0.8					+4.2 / -1.0					
Standard table Correction Summand	---					---					
Corrected Glare Indices referring to 2100lm Total Luminous Flux											

BLACK FOSTER CUSTOM UL



BLACK FOSTER CUSTOM SURFACE	3.28ft (1m) UL	U452-01-00-	NT	WT
BLACK FOSTER CUSTOM SURFACE	6.56ft (2m) UL	U452-02-00-	NT	WT

BLACK FOSTER CUSTOM COVER	Gap 250 UL	U452-00-01-	N	9.84 in / 250 mm
BLACK FOSTER CUSTOM COVER	Gap 500 UL	U452-00-02-	N	16.69 in / 500 mm

L



BLACK FOSTER CUSTOM SURFACE	L-Joint UL	U452-04-00-	NT	WT
BLACK FOSTER CUSTOM SURFACE	T-Joint UL	U452-05-00-	NT	WT
BLACK FOSTER CUSTOM SURFACE	X-Joint UL	U452-06-00-	NT	WT

BLACK FOSTER CUSTOM SURFACE L-Joint UL



Electrical connection not included

BLACK FOSTER CUSTOM SURFACE T-Joint UL



Electrical connection not included

BLACK FOSTER CUSTOM SURFACE X-Joint UL



Electrical connection not included

P V D

CONSTANT VOLTAGE	U100-00-78	96 W	48 V	8.16 x 2.97 x 1.30 in
LED POWER SUPPLY				207 x 75.4 x 33 mm

120 & 277V | 50/60 Hz



UL DROP VOLTAGE TABLE

POWER	CABLE SECTION	CABLE LENGTH			
		16.40ft 5m	32.80ft 10m	65.62ft 20m	98.43ft 30m
96 W	AWG16	TRACK LENGTH			
		164ft 50m	164ft 50m	131.32ft 40m	82ft 25m

COLOUR | N ■ | NT ■ | WT □

BLACK FOSTER CUSTOM UL

BLACK FOSTER CUSTOM TRACK COMPONENTS



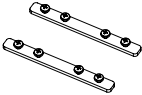
BLACK FOSTER CUSTOM SURFACE
End UL U452-00-03- | N | W |

Cover thickness = 0.12in (3mm)



BLACK FOSTER CUSTOM SURFACE
End Feed UL U452-00-04- | N | W |

Cover thickness = 0.12in (3mm)



BLACK FOSTER CUSTOM SURFACE
Straight Joiner UL U452-00-05

CONNECTION COMPONENTS



Live-End Connector 48V
 A338-00-01- | N |



L-Joint Connector 48V UL
 U338-00-12- | N |



Central Connector 48V
 A338-00-02- | N |

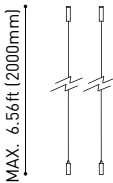


T-Joint Connector 48V UL
 U450-00-07- | N |



X-Joint Connector 48V UL
 U450-00-08- | N |

SUSPENSION COMPONENTS



Black Foster Suspension Kit (2 Units) UL
 U450-00-09- | NT | WT |

Suggested Mounting accessories quantities
 3.28ft (1000mm) - 2 Pcs.
 6.56ft (2000mm) - 3 Pcs.



Suspension Feed Kit 48V UL
 U338-00-17- | N | W |



*For remote power supply