




DIMENSIONS



ACCESORIES



MINIMAL TRACK OPTIONS

AWARDS



reddot winner 2020  
innovative product



reddot winner 2020  
lighting design



Bronze Delta  
ADI Awards 2020



HONORABLE MENTION  
EUROPEAN  
PRODUCT  
DESIGN  
AWARD



FX  
INTERNATIONAL  
DESIGN AWARDS  
WINNER  
2020



archiproducts  
DESIGN AWARDS  
WINNER 2020

Name	LINE MICRO 1000 24V UL 3000K N
Reference	U3952001N
Color	Matt black
Category	TRACKLIGHTS

PRODUCT

Type	LED
Gross luminous flux	1500 Lm
Color temperature	3000 K
Chromatic stability	MacAdam Step 2
Color Rendering Index	CRI>90
Power	9 W
Current	700 mA
Efficacy	167 Lm/W
LED lifespan	L80B10 >60.000h

LIGHT SOURCE

Lighting efficiency	52%
Delivered luminous flux	780 Lm
Light beam angle	113°

LIGHTING FIXTURE | PHOTOMETRIC DATA

Driver	Included
Power values of the system	9,20 W
Dimming	Dim options

LIGHTING FIXTURE | ELECTRICAL DATA

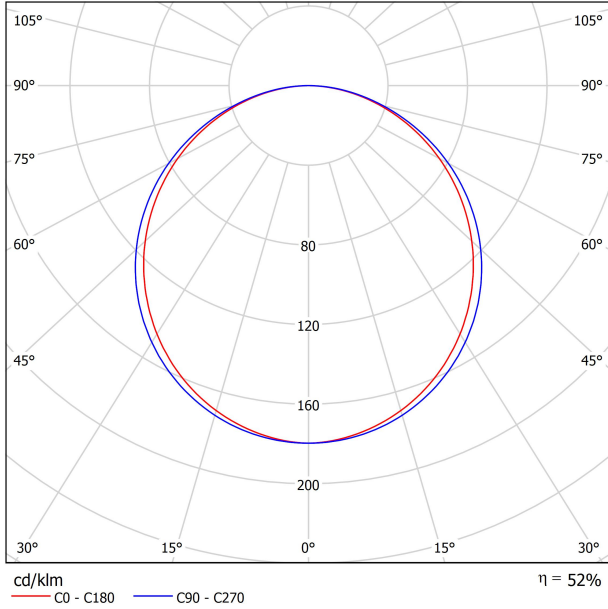
Environmental location	DRY
Track type	Minimal Track
Weight	0.73 lb   330 gr
Packaged weight	0.97 lb   440 gr
Packaging dimensions	39.96x1.81x1.57 in   1015x46x40 mm
Materials	Aluminium / Polycarbonate

OTHER DATA

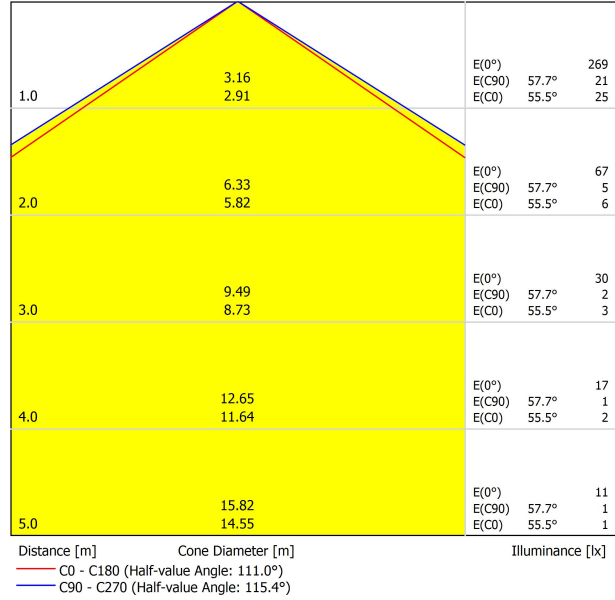


Line Micro 24V, is the line-luminary of diffused light for Minimal Track applications. This lighting solution allows Jokerlight's 24V tracklight to combine accent lighting with longitudinal general lighting where required.

POLAR DIAGRAM



CONICAL DIAGRAM

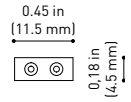
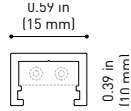


UGR

Glare Evaluation According to UGR											
ρ Ceiling	70	70	50	50	30	70	70	50	50	30	30
ρ Walls	50	30	50	30	30	50	30	50	30	30	30
ρ Floor	20	20	20	20	20	20	20	20	20	20	20
Room Size X Y		Viewing direction at right angles to lamp axis					Viewing direction parallel to lamp axis				
2H	2H	21.5	22.9	21.8	23.1	23.4	21.8	23.2	22.1	23.4	23.6
	3H	23.4	24.6	23.7	24.9	25.1	23.7	24.9	24.0	25.2	25.4
	4H	24.1	25.2	24.4	25.5	25.8	24.4	25.6	24.8	25.8	26.1
	6H	24.6	25.7	25.0	26.0	26.3	25.0	26.1	25.3	26.4	26.7
	8H	24.8	25.9	25.2	26.2	26.5	25.2	26.2	25.6	26.5	26.9
4H	2H	22.2	23.3	22.5	23.6	23.9	22.4	23.5	22.7	23.8	24.1
	3H	24.2	25.2	24.6	25.5	25.9	24.5	25.5	24.8	25.8	26.1
	4H	25.1	26.0	25.5	26.3	26.7	25.4	26.2	25.8	26.6	26.9
	6H	25.8	26.5	26.2	26.9	27.3	26.1	26.8	26.5	27.2	27.6
	8H	26.0	26.7	26.5	27.1	27.5	26.3	27.0	26.8	27.4	27.9
8H	2H	26.2	26.8	26.7	27.3	27.7	26.5	27.2	27.0	27.6	28.0
	4H	25.4	26.1	25.9	26.5	26.9	25.7	26.4	26.1	26.8	27.2
	6H	26.3	26.9	26.7	27.3	27.7	26.5	27.1	27.0	27.6	28.0
	8H	26.6	27.1	27.1	27.6	28.1	26.9	27.4	27.4	27.9	28.3
	12H	26.9	27.3	27.4	27.8	28.3	27.2	27.6	27.7	28.1	28.6
12H	4H	25.5	26.1	25.9	26.5	27.0	25.7	26.3	26.2	26.8	27.2
	6H	26.4	26.9	26.9	27.3	27.8	26.6	27.1	27.1	27.6	28.1
	8H	26.8	27.2	27.3	27.7	28.2	27.0	27.5	27.5	27.9	28.4
Variation of the observer position for the luminaire distances S											
S = 1.0H	+0.1 / -0.1					+0.1 / -0.1					
S = 1.5H	+0.2 / -0.3					+0.2 / -0.3					
S = 2.0H	+0.3 / -0.6					+0.3 / -0.6					
Standard table	BK06					BK06					
Correction Summand	5.7					5.9					
Corrected Glare Indices referring to 1500lm Total Luminous Flux											

24V SYSTEM

# MINIMAL TRACK



**MINIMAL TRACK 24V Profile 2m UL** U384-02-00- | N |

2m = 78.74in

**MINIMAL TRACK 24V Rubber Cable n x 1m UL** U384-00-01- | N |

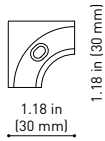
n = Total Length of System  
1m = 39.37in

24V | Max. 4A

**MINIMAL TRACK 24V Corner 90° 1 Plane UL**

U384-00-02- | N |

Cable Length = 1.38in (35mm)



**MINIMAL TRACK 24V Corner 90° 1 Plane Rounded UL**

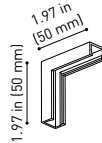
U384-00-03- | N |

Cable Length = 1.38in (35mm)



**MINIMAL TRACK 24V Corner 90° 2 Planes UL**

Cable Length = 3.94in (100mm)



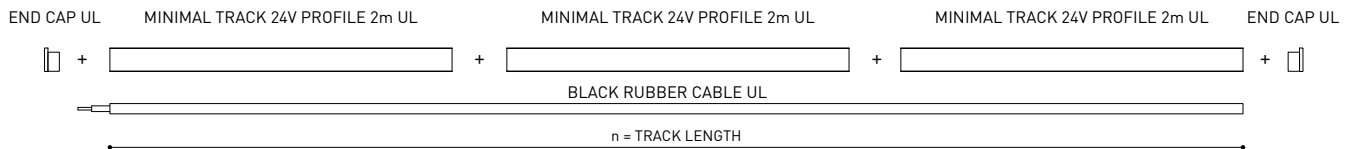
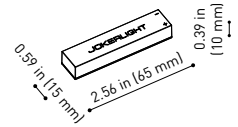
**MINIMAL TRACK 24V End Cap UL**

U384-00-05- | N |



**MINIMAL TRACK 24V Connection Box UL**

U384-00-06- | N |



COLOUR | N ■ |

DIM OPTIONS PLEASE CONSULT

INSTALLATION GUIDE  
<https://youtu.be/AqTIsTcSoGA>



24V SYSTEM

# MINIMAL TRACK SUSPENSION



**MINIMAL TRACK 24V Suspension UL**

**Profile 2m**

U384-02-00- | N |

**Profile 2m Initial feed kit UL**

U400-02-10- | N |

**Profile 2m Middle feed kit UL\***

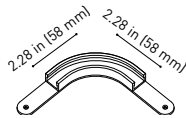
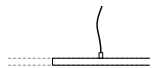
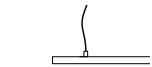
U400-02-20- | N |

\* Unidirectional Middle Feed  
2m = 78.74in

**MINIMAL TRACK 24V Suspension Corner 90° UL**

U400-00-03- | N |

Cable Length = 3.35in (85mm)



**MINIMAL TRACK 24V Suspension UL**

**Rubber Cable n x 1m UL**

U400-00-01- | N |

n = Total Length of System  
1m = 39.37in

24V | Max. 4A

**MINIMAL TRACK 24V Suspension Straight Joiner UL**

U400-00-02- | N |

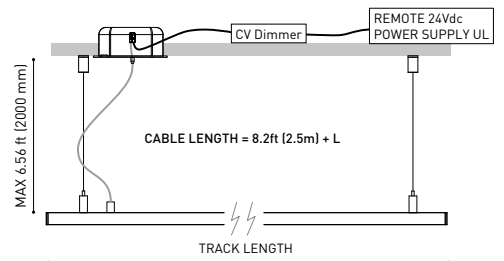
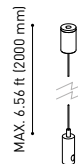
**MINIMAL TRACK 24V Suspension Kit UL**

U400-02-04- | N |

**MINIMAL TRACK 24V Suspension End Caps UL**

U400-00-05- | N |

Two End Caps Included



COLOUR | N ■ |

DIM OPTIONS PLEASE CONSULT

24V SYSTEM

MINIMAL TRACK SURFACE & SUSPENSION

	P	V	D (A x B x C)	
<b>MINIMAL TRACK 24V Remote Power Supply UL</b>	<b>U384-00-07</b>	100W	24V	8.16 x 2.97 x 1.30 in 207.2 x 75.4 x 33 mm

120 & 277 V | 50/60 Hz | NO DIM



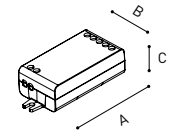
	P	V	D (A x B x C)	
<b>MINIMAL TRACK 24V Dimmable Power Supply UL*</b>	<b>U010-00-01</b>	60W	24V	5.83 x 1.68 x 1 in 148.2 x 42.6 x 25.4 mm
	<b>U010-00-02</b>	100W	24V	9.5 x 1.57 x 1 in 241.3 x 39.9 x 25.4 mm

120 & 277 V | 50/60 Hz | 0-10 V



	P	V	D (A x B x C)	
<b>MINIMAL TRACK 24V Constant Voltage Dimmer</b>	<b>U010-00-00</b>	144W	24V	2.86 x 1.18 x 0.71 in 72.6 x 30 x 18 mm

24 V | CASAMBI



UL DROP VOLTAGE TABLE

POWER	CABLE SECTION	CABLE LENGTH			
		<16.40 ft <5 m	<32.80 ft <10 m	<65.62 ft <20 m	<98.43 ft <30 m
60 W	AWG18	98.43 ft 30 m	98.43 ft 30 m	65.62 ft 20 m	32.80 ft 10 m
	AWG16	98.43 ft 30 m	98.43 ft 30 m	98.43 ft 30 m	65.62 ft 20 m
96 W	AWG18	65.62 ft 20 m	32.80 ft 10 m	X	X
	AWG16	65.62 ft 20 m	65.62 ft 20 m	32.80 ft 10 m	X

PHASE CUT AND DMX DIM OPTIONS PLEASE CONSLT | \*POWER SUPPLY REQUIRES AN ENCLOSURE FOR INSTALLATION. ENCLOSURE NOT PROVIDED