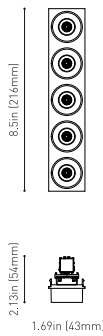




## DIMENSIONS



## ACCESORIES



BLACK FOSTER CUSTOM  
ACCESSORIES

Name	BLACK FOSTER CUSTOM MODULE 5 UL SPOT DIM DALI 3000K NMG
Reference	U4534121NMG
Color	Black-Metallized gold
Category	CUSTOM SYSTEMS

## PRODUCT

BLACK FOSTER CUSTOM MODULE 5 UL SPOT DIM DALI 3000K NMG

U4534121NMG

Black-Metallized gold

CUSTOM SYSTEMS

## LIGHT SOURCE

LED

950 Lm

3000 K

MacAdam Step 3

CRI > 90

10,5 W

700 mA

90 Lm/W

L80B10 > 60.000h

## LIGHTING FIXTURE | PHOTOMETRIC DATA

90%

855 Lm

19°

## LIGHTING FIXTURE | ELECTRICAL DATA

Included

12,50 W

DALI

## OTHER DATA

DAMP

Black Foster Custom Surface Track

0.36 lb | 165 gr

0.51 lb | 232 gr

9.72x4.41x1.89 in | 247x112x48 mm

Aluminium / Acrylonitrile Butadiene Styrene / Polycarbonate



Type	LED
Gross luminous flux	950 Lm
Color temperature	3000 K
Chromatic stability	MacAdam Step 3
Color Rendering Index	CRI > 90
Power	10,5 W
Current	700 mA
Efficacy	90 Lm/W
LED lifespan	L80B10 > 60.000h

Lighting efficiency	90%
Delivered luminous flux	855 Lm
Light beam angle	19°

Driver	Included
Power values of the system	12,50 W
Dimming	DALI

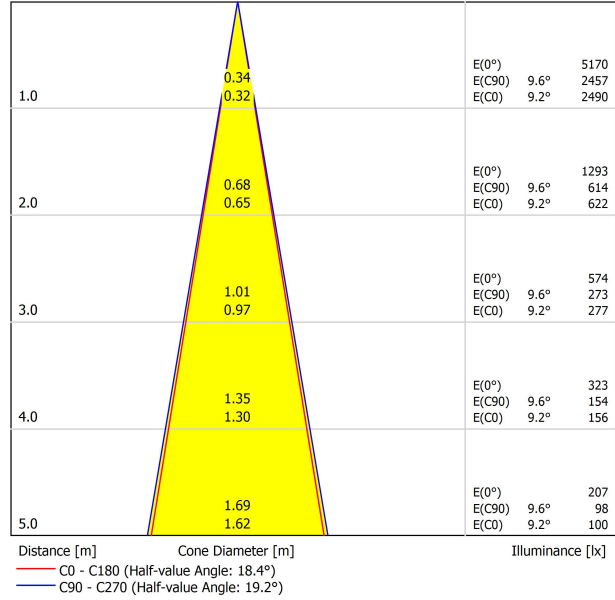
Environmental location	DAMP
Track type	Black Foster Custom Surface Track
Weight	0.36 lb   165 gr
Packaged weight	0.51 lb   232 gr
Packaging dimensions	9.72x4.41x1.89 in   247x112x48 mm
Materials	Aluminium / Acrylonitrile Butadiene Styrene / Polycarbonate

Black Foster is the lighting fixture that transfers the applauded "Invisible Black" effect to a linear system. Black Foster is composed of a series of combinable modules enabling the alternation of segments with light emission and without light emission. However, whether it is ON or OFF, this luminaire always keeps the aesthetics of a perfect dark line. To the observer, it is impossible to distinguish between Black Foster parts that emit light from those that don't. Black Foster's modularity provides a wide range of different combinations, allowing to set up the light emission location as many times as needed, and adapting itself to the requirements of each project in particular.

POLAR DIAGRAM



CONICAL DIAGRAM



UGR

Glare Evaluation According to UGR											
ρ Ceiling	70	70	50	50	30	70	70	50	50	30	
ρ Walls	50	30	50	30	30	50	30	50	30	30	
ρ Floor	20	20	20	20	20	20	20	20	20	20	
Room Size X Y		Viewing direction at right angles to lamp axis					Viewing direction parallel to lamp axis				
2H	2H	2.2	2.9	2.5	3.1	3.3	3.1	3.8	3.3	3.9	4.1
	3H	5.7	6.3	6.0	6.6	6.8	7.0	7.6	7.3	7.8	8.1
	4H	7.7	8.3	8.0	8.5	8.8	8.8	9.4	9.1	9.7	9.9
	6H	9.9	10.5	10.3	10.7	11.0	11.1	11.6	11.4	11.9	12.2
	8H	11.1	11.6	11.4	11.9	12.2	12.3	12.9	12.7	13.1	13.4
4H	2H	3.6	4.2	3.9	4.4	4.7	4.2	4.7	4.5	5.0	5.3
	3H	7.3	7.8	7.7	8.1	8.4	8.2	8.7	8.5	9.0	9.3
	4H	9.4	9.8	9.8	10.2	10.5	10.2	10.6	10.6	11.0	11.3
	6H	11.7	12.1	12.1	12.4	12.8	12.7	13.0	13.1	13.4	13.7
	8H	12.9	13.2	13.3	13.6	14.0	14.0	14.3	14.4	14.7	15.1
8H	2H	14.4	14.7	14.8	15.1	15.5	15.5	15.8	16.0	16.2	16.6
	4H	10.4	10.7	10.8	11.1	11.5	11.0	11.3	11.4	11.7	12.1
	6H	12.8	13.1	13.3	13.5	13.9	13.6	13.9	14.1	14.3	14.7
	8H	14.3	14.5	14.7	14.9	15.4	15.2	15.3	15.6	15.8	16.3
	12H	15.9	16.1	16.4	16.5	17.0	16.9	17.1	17.4	17.5	18.0
12H	4H	10.7	10.9	11.1	11.3	11.7	11.2	11.5	11.6	11.9	12.3
	6H	13.2	13.4	13.7	13.8	14.3	13.9	14.1	14.4	14.5	15.0
	8H	14.8	14.9	15.2	15.4	15.9	15.5	15.7	16.0	16.2	16.7
Variation of the observer position for the luminaire distances S											
S = 1.0H	+0.2 / -0.1					+0.2 / -0.1					
S = 1.5H	+0.3 / -0.3					+0.3 / -0.3					
S = 2.0H	+0.5 / -0.5					+0.5 / -0.5					
Standard table Correction Summand	---					---					
Corrected Glare Indices referring to 1050lm Total Luminous Flux											

BLACK FOSTER CUSTOM UL



BLACK FOSTER CUSTOM SURFACE	3.28ft (1m) UL	U452-01-00-	NT	WT
BLACK FOSTER CUSTOM SURFACE	6.56ft (2m) UL	U452-02-00-	NT	WT

BLACK FOSTER CUSTOM COVER	Gap 250 UL	U452-00-01-	N	9.84 in / 250 mm
BLACK FOSTER CUSTOM COVER	Gap 500 UL	U452-00-02-	N	16.69 in / 500 mm

L



BLACK FOSTER CUSTOM SURFACE	L-Joint UL	U452-04-00-	NT	WT
BLACK FOSTER CUSTOM SURFACE	T-Joint UL	U452-05-00-	NT	WT
BLACK FOSTER CUSTOM SURFACE	X-Joint UL	U452-06-00-	NT	WT

BLACK FOSTER CUSTOM SURFACE L-Joint UL



Electrical connection not included

BLACK FOSTER CUSTOM SURFACE T-Joint UL



Electrical connection not included

BLACK FOSTER CUSTOM SURFACE X-Joint UL



Electrical connection not included

P V D

CONSTANT VOLTAGE	U100-00-78	96 W	48 V	8.16 x 2.97 x 1.30 in
LED POWER SUPPLY				207 x 75.4 x 33 mm

120 & 277V | 50/60 Hz



UL DROP VOLTAGE TABLE

POWER	CABLE SECTION	CABLE LENGTH			
		16.40ft 5m	32.80ft 10m	65.62ft 20m	98.43ft 30m
96 W	AWG16	TRACK LENGTH			
		164ft 50m	164ft 50m	131.32ft 40m	82ft 25m

COLOUR | N ■ | NT ■ | WT □ |

BLACK FOSTER CUSTOM UL

BLACK FOSTER CUSTOM TRACK COMPONENTS



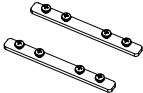
**BLACK FOSTER CUSTOM SURFACE**  
**End UL** U452-00-03- | N | W |

Cover thickness = 0.12in (3mm)



**BLACK FOSTER CUSTOM SURFACE**  
**End Feed UL** U452-00-04- | N | W |

Cover thickness = 0.12in (3mm)



**BLACK FOSTER CUSTOM SURFACE**  
**Straight Joiner UL** U452-00-05

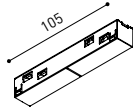
CONNECTION COMPONENTS



**Live-End Connector 48V**  
 A338-00-01- | N |



**L-Joint Connector 48V UL**  
 U338-00-12- | N |



**Central Connector 48V**  
 A338-00-02- | N |



**T-Joint Connector 48V UL**  
 U450-00-07- | N |



**X-Joint Connector 48V UL**  
 U450-00-08- | N |

SUSPENSION COMPONENTS



**Black Foster Suspension Kit (2 Units) UL**  
 U450-00-09- | NT | WT |

**Suggested Mounting accessories quantities**  
 3.28ft (1000mm) - 2 Pcs.  
 6.56ft (2000mm) - 3 Pcs.



**Suspension Feed Kit 48V UL**  
 U338-00-17- | N | W |



\*For remote power supply