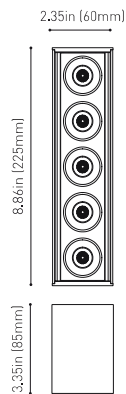




## DIMENSIONS



## AWARDS



Name	BLACK FOSTER SURF 5 UL FLOOD 4000K NTMG
Reference	U3204012NTMG
Color	Textured black-Metallized gold
Category	SURFACE

## PRODUCT

Type	LED
Gross luminous flux	1250 Lm
Color temperature	4000 K
Chromatic stability	MacAdam Step 3
Color Rendering Index	CRI>90
Power	10.5 W
Current	700 mA
Efficacy	119 Lm/W
LED lifespan	L80B10 >60.000h

## LIGHT SOURCE

Lighting efficiency	92%
Delivered luminous flux	1150 Lm
Light beam angle	38°

## LIGHTING FIXTURE | PHOTOMETRIC DATA

Driver	Included: APS L9WCD series
Power values of the system	13,00 W
Frequency	50/60 Hz
Dimming	0-10V / TRIAC

## LIGHTING FIXTURE | ELECTRICAL DATA

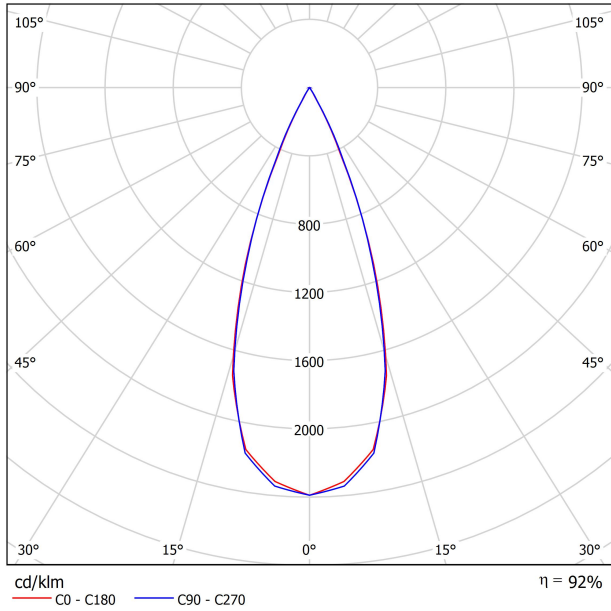
Environmental location	DAMP
Junction box cover	Included. For octagonal Junction box
Junction box cover color	Textured white. Other finishing, please consult
Junction box cover measurements	Ø4.33 in   Ø110 mm
Weight	2.37 lb   1077 gr
Packaged weight	2.63 lb   1192 gr
Packaging dimensions	11.61x6.10x2.87 in   295x155x73 mm
Materials	Aluminium - Acrylonitrile Butadiene Styrene - Polycarbonate

## OTHER DATA

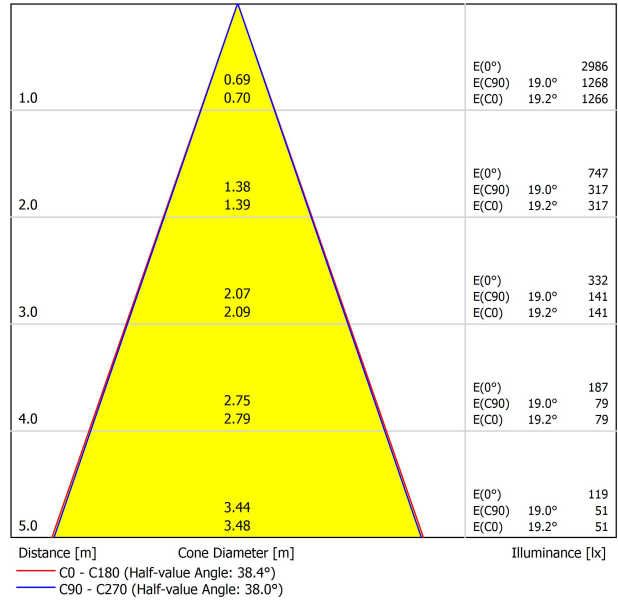


Black Foster Surface is the product that transfers the claimed effect "The Invisible Black" to a linear system in surface application. Black Foster has a very discrete presence in the interior design due to its reduced dimensions and its extremely low glare helping the piece not to gain much prominence.

POLAR DIAGRAM



CONICAL DIAGRAM



UGR

Glare Evaluation According to UGR											
ρ Ceiling	70	70	50	50	30	70	70	50	50	30	30
ρ Walls	50	30	50	30	30	50	30	50	30	30	30
ρ Floor	20	20	20	20	20	20	20	20	20	20	20
Room Size X Y		Viewing direction at right angles to lamp axis					Viewing direction parallel to lamp axis				
2H	2H	-12.8	-12.2	-12.5	-12.0	-11.8	-13.7	-13.0	-13.4	-12.8	-12.7
	3H	-6.5	-5.9	-6.2	-5.7	-5.4	-6.4	-5.8	-6.1	-5.6	-5.3
	4H	-3.0	-2.4	-2.7	-2.2	-1.9	-2.4	-1.9	-2.1	-1.6	-1.4
	6H	0.7	1.2	1.0	1.4	1.7	1.0	1.5	1.4	1.8	2.1
	8H	2.5	3.0	2.8	3.3	3.6	2.8	3.3	3.2	3.6	3.9
4H	12H	4.5	5.0	4.9	5.3	5.6	4.9	5.3	5.2	5.6	5.9
	2H	-10.2	-9.7	-9.9	-9.4	-9.2	-10.6	-10.0	-10.3	-9.8	-9.5
	3H	-4.2	-3.8	-3.9	-3.5	-3.2	-4.1	-3.6	-3.7	-3.3	-3.0
	4H	-0.8	-0.4	-0.5	-0.1	0.2	-0.4	0.0	-0.0	0.3	0.7
	6H	2.7	3.1	3.1	3.4	3.8	3.0	3.4	3.4	3.7	4.1
8H	8H	4.6	4.9	5.0	5.3	5.7	4.9	5.2	5.3	5.5	5.9
	12H	6.6	6.9	7.1	7.3	7.7	7.0	7.2	7.4	7.6	8.0
	4H	0.7	1.0	1.1	1.4	1.8	1.0	1.3	1.4	1.7	2.1
	6H	4.4	4.6	4.8	5.0	5.4	4.6	4.8	5.0	5.2	5.6
12H	8H	6.3	6.5	6.8	6.9	7.4	6.5	6.7	7.0	7.1	7.6
	12H	8.5	8.6	9.0	9.1	9.6	8.7	8.9	9.2	9.4	9.8
	4H	1.2	1.5	1.7	1.9	2.3	1.5	1.7	1.9	2.1	2.5
	6H	4.9	5.1	5.4	5.6	6.0	5.1	5.3	5.6	5.7	6.2
8H	7.0	7.2	7.5	7.6	8.1	7.2	7.3	7.7	7.8	8.3	
Variation of the observer position for the luminaire distances S											
S = 1.0H	+0.9 / -0.3					+1.3 / -0.4					
S = 1.5H	+1.9 / -0.6					+2.7 / -0.7					
S = 2.0H	+3.1 / -0.8					+4.2 / -1.0					
Standard table Correction Summand	---					---					
Corrected Glare Indices referring to 1250lm Total Luminous Flux											