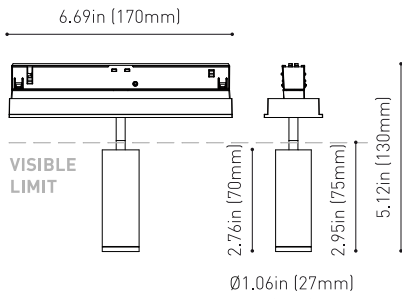


DIMENSIONS



ACCESSORIES



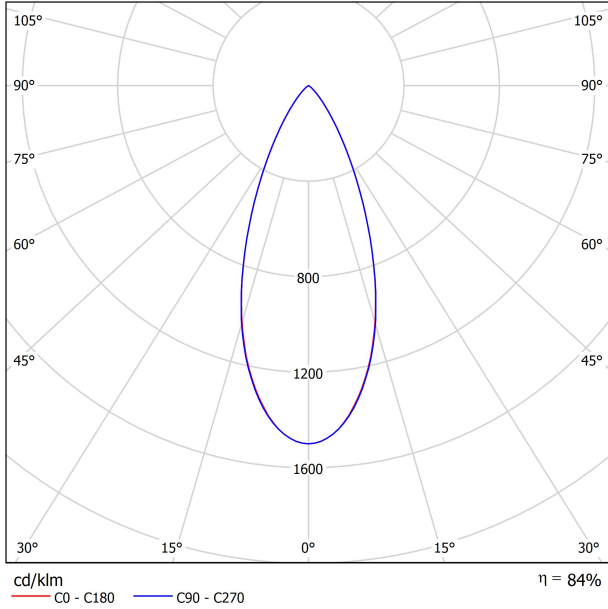
BLACK FOSTER CUSTOM
ACCESSORIES

| | |
|--|-----------------------------------|
| Reference | U4540232NT |
| Color | Textured black |
| Category | CUSTOM SYSTEMS |
| PRODUCT | |
| Type | LED |
| Gross luminous flux | 600 Lm |
| Color temperature | 4000 K |
| Chromatic stability | MacAdam Step 2 |
| Color Rendering Index | CRI>90 |
| Power | 5.5 W |
| Current | 500 mA |
| Efficacy | 109 Lm/W |
| LED lifespan | L90B10>108.000h |
| LIGHT SOURCE | |
| Lighting efficiency | 84% |
| Delivered luminous flux | 504 Lm |
| Light beam angle | 42° |
| LIGHTING FIXTURE PHOTOMETRIC DATA | |
| LIGHTING FIXTURE ELECTRICAL DATA | |
| Driver | Included |
| Power values of the system | 7,00 W |
| Dimming | DALI |
| OTHER DATA | |
| Environmental location | DAMP |
| Swivel angle | 90° |
| Rotation angle | 355° |
| Track type | Black Foster Custom Surface Track |
| Weight | 0.35 lb 160 gr |
| Packaged weight | 0.47 lb 217 gr |
| Packaging dimensions | 8.27x4.41x2.13 in 210x112x54 mm |
| Materials | Aluminium / Polycarbonate |



Fit 27 is a projector for the Black Foster custom system. Cylindrical geometry and essential forms, it stands out for its minimalistic looking and its functionality as it can be orientated in any direction. The black perimeter around its mouth highlights its anti-glare vocation.

POLAR DIAGRAM



CONICAL DIAGRAM



UGR

| Glare Evaluation According to UGR | | | | | | | | | | | |
|--|--|--|------|------|------|------|---|------|------|------|------|
| ρ Ceiling | | 70 | 70 | 50 | 50 | 30 | 70 | 70 | 50 | 50 | 30 |
| ρ Walls | | 50 | 30 | 50 | 30 | 30 | 50 | 30 | 50 | 30 | 30 |
| ρ Floor | | 20 | 20 | 20 | 20 | 20 | 20 | 20 | 20 | 20 | 20 |
| Room Size X Y | | Viewing direction at right angles to lamp axis | | | | | Viewing direction parallel to lamp axis | | | | |
| 2H | 2H | 13.1 | 13.8 | 13.4 | 14.0 | 14.2 | 13.5 | 14.3 | 13.8 | 14.5 | 14.7 |
| | 3H | 13.3 | 13.9 | 13.5 | 14.1 | 14.4 | 13.7 | 14.3 | 13.9 | 14.5 | 14.8 |
| | 4H | 13.4 | 14.0 | 13.7 | 14.3 | 14.5 | 13.8 | 14.4 | 14.1 | 14.7 | 14.9 |
| | 6H | 13.7 | 14.2 | 14.0 | 14.5 | 14.8 | 14.0 | 14.5 | 14.3 | 14.8 | 15.1 |
| | 8H | 13.8 | 14.4 | 14.2 | 14.7 | 15.0 | 14.1 | 14.7 | 14.5 | 15.0 | 15.3 |
| 4H | 12H | 14.1 | 14.6 | 14.4 | 14.9 | 15.2 | 14.4 | 14.9 | 14.7 | 15.2 | 15.5 |
| | 2H | 13.1 | 13.7 | 13.4 | 13.9 | 14.2 | 13.5 | 14.1 | 13.8 | 14.3 | 14.6 |
| | 3H | 13.3 | 13.8 | 13.7 | 14.1 | 14.4 | 13.7 | 14.2 | 14.0 | 14.5 | 14.8 |
| | 4H | 13.6 | 14.0 | 14.0 | 14.4 | 14.7 | 13.9 | 14.4 | 14.3 | 14.7 | 15.0 |
| | 6H | 14.0 | 14.4 | 14.4 | 14.8 | 15.1 | 14.3 | 14.6 | 14.7 | 15.0 | 15.4 |
| 8H | 8H | 14.3 | 14.6 | 14.7 | 15.0 | 15.4 | 14.5 | 14.9 | 15.0 | 15.2 | 15.6 |
| | 12H | 14.7 | 15.0 | 15.1 | 15.4 | 15.8 | 14.9 | 15.2 | 15.4 | 15.6 | 16.0 |
| | 4H | 13.7 | 14.0 | 14.1 | 14.4 | 14.8 | 14.0 | 14.3 | 14.4 | 14.7 | 15.1 |
| 12H | 6H | 14.4 | 14.6 | 14.8 | 15.0 | 15.5 | 14.6 | 14.8 | 15.0 | 15.2 | 15.7 |
| | 8H | 14.8 | 15.0 | 15.3 | 15.5 | 16.0 | 15.0 | 15.2 | 15.5 | 15.7 | 16.1 |
| | Variation of the observer position for the luminaire distances S | | | | | | | | | | |
| S = 1.0H | | +3.8 / -6.3 | | | | | +3.8 / -6.2 | | | | |
| S = 1.5H | | +6.5 / -9.2 | | | | | +6.5 / -9.1 | | | | |
| S = 2.0H | | +8.5 / -10.3 | | | | | +8.5 / -10.2 | | | | |
| Standard table | | BK00 | | | | | BK00 | | | | |
| Correction Summand | | 5.7 | | | | | 5.7 | | | | |
| Corrected Glare Indices referring to 640lm Total Luminous Flux | | | | | | | | | | | |

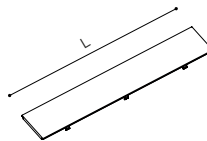
BLACK FOSTER CUSTOM UL



| | | | | |
|-----------------------------|----------------|-------------|----|----|
| BLACK FOSTER CUSTOM SURFACE | 3.28ft (1m) UL | U452-01-00- | NT | WT |
| BLACK FOSTER CUSTOM SURFACE | 6.56ft (2m) UL | U452-02-00- | NT | WT |

| | | | | |
|---------------------------|------------|-------------|---|-------------------|
| BLACK FOSTER CUSTOM COVER | Gap 250 UL | U452-00-01- | N | 9.84 in / 250 mm |
| BLACK FOSTER CUSTOM COVER | Gap 500 UL | U452-00-02- | N | 16.69 in / 500 mm |

L



| | | | | |
|-----------------------------|------------|-------------|----|----|
| BLACK FOSTER CUSTOM SURFACE | L-Joint UL | U452-04-00- | NT | WT |
| BLACK FOSTER CUSTOM SURFACE | T-Joint UL | U452-05-00- | NT | WT |
| BLACK FOSTER CUSTOM SURFACE | X-Joint UL | U452-06-00- | NT | WT |

BLACK FOSTER CUSTOM SURFACE
L-Joint UL



Electrical connection not included

BLACK FOSTER CUSTOM SURFACE
T-Joint UL



Electrical connection not included

BLACK FOSTER CUSTOM SURFACE
X-Joint UL



Electrical connection not included

P V D

| | | | | |
|------------------|------------|------|------|-----------------------|
| CONSTANT VOLTAGE | U100-00-78 | 96 W | 48 V | 8.16 x 2.97 x 1.30 in |
| LED POWER SUPPLY | | | | 207 x 75.4 x 33 mm |

120 & 277V | 50/60 Hz



UL DROP
VOLTAGE TABLE

| POWER | CABLE SECTION | CABLE LENGTH | | | |
|-------|---------------|---------------|----------------|-----------------|----------------|
| | | 16.40ft 5m | 32.80ft 10m | 65.62ft 20m | 98.43ft 30m |
| 96 W | AWG16 | TRACK LENGTH | | | |
| | | 164ft 50m | 164ft 50m | 131.32ft 40m | 82ft 25m |

COLOUR | N ■ | NT ■ | WT □ |

BLACK FOSTER CUSTOM UL

BLACK FOSTER CUSTOM TRACK COMPONENTS



BLACK FOSTER CUSTOM SURFACE
End UL U452-00-03- | N | W |

Cover thickness = 0.12in (3mm)



BLACK FOSTER CUSTOM SURFACE
End Feed UL U452-00-04- | N | W |

Cover thickness = 0.12in (3mm)



BLACK FOSTER CUSTOM SURFACE
Straight Joiner UL U452-00-05

CONNECTION COMPONENTS



Live-End Connector 48V UL
 U338-00-01- | N |



L-Joint Connector 48V UL
 U338-00-12- | N |



Central Connector 48V UL
 U338-00-02- | N |



T-Joint Connector 48V UL
 U450-00-07- | N |



X-Joint Connector 48V UL
 U450-00-08- | N |

SUSPENSION COMPONENTS



Black Foster Suspension Kit (2 Units) UL
 U450-00-09- | NT | WT |

Suggested Mounting accessories quantities
 3.28ft (1000mm) - 2 Pcs.
 6.56ft (2000mm) - 3 Pcs.



Suspension Feed Kit 48V UL
 U338-00-17- | N | W | 

*For remote power supply