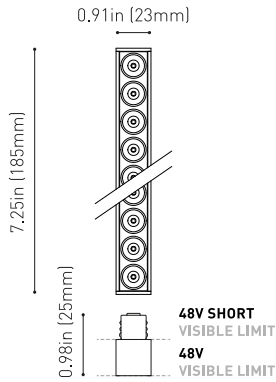




DIMENSIONS



ACCESORIES



TRACK 48V OPTIONS

| | |
|--|---|
| Reference | U4165020N |
| Color | Matt black |
| Category | TRACKLIGHTS |
| PRODUCT | |
| Type | LED |
| Gross luminous flux | 1550 Lm |
| Color temperature | 2700 K |
| Chromatic stability | MacAdam Step 3 |
| Color Rendering Index | CRI>90 |
| Power | 14 W |
| Current | 500 mA |
| Efficacy | 111 Lm/W |
| LED lifespan | L90B10 >60.000h |
| LIGHT SOURCE | |
| Lighting efficiency | 87% |
| Delivered luminous flux | 1349 Lm |
| LIGHTING FIXTURE PHOTOMETRIC DATA | |
| LIGHTING FIXTURE ELECTRICAL DATA | |
| Driver | Included |
| Power values of the system | 15,60 W |
| Dimming | DALI |
| OTHER DATA | |
| Environmental location | DAMP |
| Track type | Track 48V |
| Weight | 0.30 lb 140 gr |
| Packaged weight | 0.36 lb 163.2 gr |
| Packaging dimensions | 8.66x1.89x1.93 in 220x48x49 mm |
| Materials | Aluminium / Acrylonitrile Butadiene Styrene |

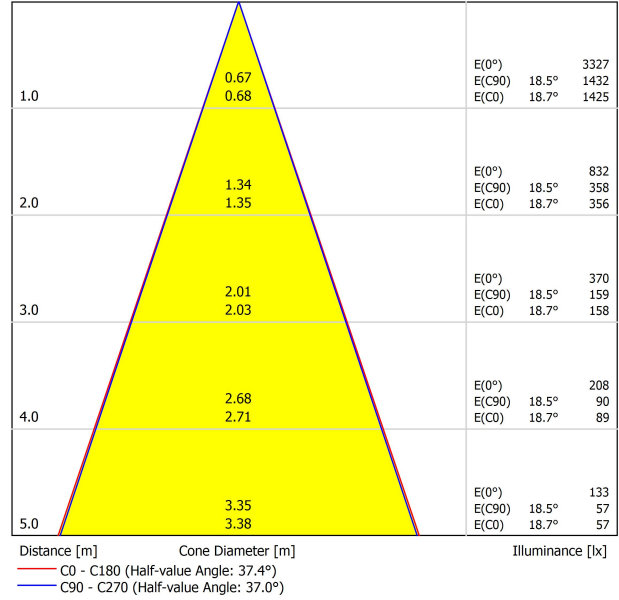


Black Foster Micro for Track 48V, the most compact downlight with "The Invisible Black" effect. This linear luminaire has an excellent control of the light beam whose rays do not bathe the luminaire and are channelled directly to the exterior without touching the screen. Furthermore, its reduced design enables an absolutely perfect installation of the modules into systems.

POLAR DIAGRAM



CONICAL DIAGRAM



UGR

| Glare Evaluation According to UGR | | | | | | | | | | | |
|---|--|--|------|------|------|-------------|---|------|------|------|------|
| ρ Ceiling | 70 | 70 | 50 | 50 | 30 | 70 | 70 | 50 | 50 | 30 | 30 |
| ρ Walls | 50 | 30 | 50 | 30 | 30 | 50 | 30 | 50 | 30 | 30 | 30 |
| ρ Floor | 20 | 20 | 20 | 20 | 20 | 20 | 20 | 20 | 20 | 20 | 20 |
| Room Size X Y | | Viewing direction at right angles to lamp axis | | | | | Viewing direction parallel to lamp axis | | | | |
| 2H | 2H | 0.9 | 1.5 | 1.1 | 1.7 | 1.9 | 0.5 | 1.2 | 0.8 | 1.4 | 1.6 |
| | 3H | 4.2 | 4.8 | 4.5 | 5.0 | 5.2 | 3.9 | 4.5 | 4.2 | 4.7 | 5.0 |
| | 4H | 6.0 | 6.6 | 6.3 | 6.8 | 7.1 | 5.8 | 6.3 | 6.1 | 6.6 | 6.8 |
| | 6H | 7.9 | 8.4 | 8.2 | 8.7 | 9.0 | 7.9 | 8.4 | 8.2 | 8.7 | 9.0 |
| | 8H | 9.2 | 9.6 | 9.5 | 9.9 | 10.2 | 9.0 | 9.5 | 9.4 | 9.8 | 10.1 |
| 4H | 12H | 10.5 | 11.0 | 10.9 | 11.3 | 11.6 | 10.4 | 10.9 | 10.8 | 11.2 | 11.5 |
| | 2H | 1.8 | 2.4 | 2.1 | 2.6 | 2.9 | 1.6 | 2.2 | 1.9 | 2.4 | 2.7 |
| | 3H | 5.3 | 5.8 | 5.7 | 6.1 | 6.4 | 5.2 | 5.7 | 5.6 | 6.0 | 6.3 |
| | 4H | 7.4 | 7.8 | 7.7 | 8.1 | 8.4 | 7.2 | 7.6 | 7.5 | 7.9 | 8.2 |
| | 6H | 9.5 | 9.8 | 9.9 | 10.2 | 10.6 | 9.5 | 9.8 | 9.9 | 10.2 | 10.6 |
| 8H | 8H | 10.8 | 11.1 | 11.3 | 11.5 | 11.9 | 10.8 | 11.0 | 11.2 | 11.4 | 11.8 |
| | 12H | 12.4 | 12.6 | 12.8 | 13.0 | 13.4 | 12.3 | 12.5 | 12.7 | 12.9 | 13.4 |
| | 4H | 8.2 | 8.5 | 8.6 | 8.8 | 9.2 | 8.0 | 8.3 | 8.4 | 8.7 | 9.1 |
| | 6H | 10.6 | 10.8 | 11.1 | 11.2 | 11.7 | 10.6 | 10.8 | 11.1 | 11.2 | 11.7 |
| | 8H | 12.1 | 12.3 | 12.6 | 12.7 | 13.2 | 12.0 | 12.2 | 12.5 | 12.7 | 13.1 |
| 12H | 12H | 13.8 | 14.0 | 14.3 | 14.5 | 14.9 | 13.8 | 13.9 | 14.3 | 14.4 | 14.9 |
| | 4H | 8.4 | 8.7 | 8.8 | 9.1 | 9.5 | 8.3 | 8.5 | 8.7 | 8.9 | 9.3 |
| | 6H | 10.9 | 11.1 | 11.4 | 11.6 | 12.0 | 10.9 | 11.1 | 11.4 | 11.6 | 12.0 |
| | 8H | 12.6 | 12.7 | 13.0 | 13.2 | 13.7 | 12.5 | 12.6 | 13.0 | 13.1 | 13.6 |
| | Variation of the observer position for the luminaire distances S | | | | | | | | | | |
| S = 1.0H | +3.5 / -1.3 | | | | | +3.6 / -1.3 | | | | | |
| S = 1.5H | +6.0 / -1.6 | | | | | +6.0 / -1.6 | | | | | |
| S = 2.0H | +8.0 / -1.7 | | | | | +8.0 / -1.9 | | | | | |
| Standard table Correction Summand | --- | | | | | --- | | | | | |
| Corrected Glare Indices referring to 1550lm Total Luminous Flux | | | | | | | | | | | |



TRACK 48V TRIMLESS UL

| | | | |
|---|-------------|---|----|
| TRACK 48V TRIMLESS 3.28ft (1m) UL | U338-01-00- | N | WT |
| TRACK 48V TRIMLESS 6.56ft (2m) UL | U338-02-00- | N | WT |
| TRACK 48V TRIMLESS Corner 90° One Plane UL | U338-06-00- | N | WT |
| TRACK 48V TRIMLESS Corner 90° Two Planes UL | U338-07-00- | N | WT |

PLASTERBOARD CEILING MANDATORY THICKNESS 0.50in (12.5mm)
RECOMMENDED FOR INSTALLATIONS WHERE THE PROFILE CAN BE INSTALLED BEFORE THE FALSE PLASTERBOARD CEILING

TRACK 48V TRIMLESS
Corner 90° One Plane UL



*Electrical connection not included

TRACK 48V TRIMLESS
Corner 90° Two Planes UL



*Electrical connection not included

TRIMLESS INSTALLATION GUIDE
<https://youtu.be/SVWNEfblfVY>



TRACK 48V SURFACE UL

| | | | |
|---|-------------|----|----|
| TRACK 48V SURFACE 3.28ft (1m) UL | U338-11-00- | NT | WT |
| TRACK 48V SURFACE 6.56ft (2m) UL | U338-12-00- | NT | WT |
| TRACK 48V SURFACE Corner 90° One Plane UL | U338-14-00- | NT | WT |

TRACK 48V SURFACE
Corner 90° One Plane UL



*Electrical connection not included



TRACK 48V SURFACE SHORT UL

| | | | |
|---|-------------|----|----|
| TRACK 48V SURFACE SHORT 3.28ft (1m) UL | U338-21-00- | NT | WT |
| TRACK 48V SURFACE SHORT 6.56ft (2m) UL | U338-22-00- | NT | WT |
| TRACK 48V SURFACE SHORT Corner 90° One Plane UL | U338-24-00- | NT | WT |

TRACK 48V SURFACE SHORT
Corner 90° One Plane UL



*Electrical connection not included



| | | P | V | D |
|--|-------------------|-----|-----|---|
| CONSTANT VOLTAGE LED POWER SUPPLY | U100-00-78 | 96W | 48V | 8.16 x 2.97 x 1.30 in 207 x 75.4 x 33 mm |

120 & 277 V | 50/60 Hz

UL DROP VOLTAGE TABLE

| POWER | CABLE SECTION | CABLE LENGTH | | | |
|-------|---------------|---------------|----------------|----------------|----------------|
| | | 16.40ft 5m | 32.80ft 10m | 65.62ft 20m | 98.43ft 30m |
| 96W | AWG 16 | 164ft | 164ft | 131.32ft | 82ft |
| | | 50m | 50m | 40m | 25m |

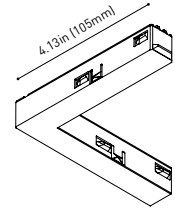
ALL 48V TRACK UL



Live-End Connector 48V UL
U338-00-01- | N | W |

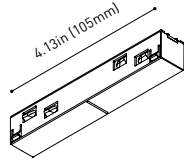


L-JOINT Connector 48V UL
U338-00-12- | N | W |

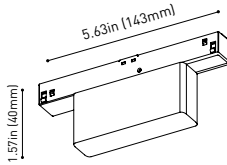


Corner 90° Connector One Plane 48V UL
U338-00-24- | N | W |

*Not suitable for trimless version

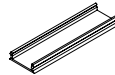


Central Connector 48V UL
U338-00-02- | N | W |



Wireless Control 48V UL
U434-01-31- | N | W |

Casambi/AAG Stucchi App



Cover Gap 3,28 ft (1m) 48V UL
U338-00-30- | N |

TRIMLESS 48V UL

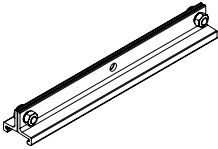


Trimless T-Bracket 48V UL
U338-00-03



Clamp for M6 ROD UL
U338-00-09

*See accessories quantities

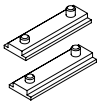


Trimless Long T-Bracket 48V UL
U338-00-04

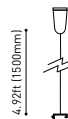


Track Clamp UL
U338-00-10

*See accessories quantities

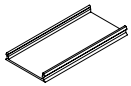


Trimless Straight Joiners 48V (2 units) UL
U338-00-05- | N | WT |



Suspension Kit UL
U338-00-08

*See accessories quantities

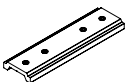


Trimless Plaster Installation Guard 3.28ft (1m) 48V UL
U338-00-21

*** SUGGESTED MOUNTING ACCESSORIES QUANTITIES**

- 3.28ft (1000mm) - 2 Pcs.
- 6.56ft (2000mm) - 3 Pcs.
- 9.84ft (3000mm) - 4 Pcs.

SURFACE, SUSPENSION , SURFACE SHORT & SUSPENSION SHORT 48V UL



Surface Straight Joiner 48V UL
U338-00-11

TRIMLESS, SURFACE & SUSPENSION 48V UL



End 48V UL

U338-00-06- | NT | WT |



End feed 48V UL

U338-00-07- | NT | WT |

SURFACE SHORT & SUSPENSION SHORT 48V UL



Short End 48V UL

U338-00-18- | NT | WT |



Short End feed 48V UL

U338-00-19- | NT | WT |

SUSPENSION & SUSPENSION SHORT 48V UL



Suspension Kit 48V [2 units] UL

U338-00-15- | NT | WT |



Suspension feed Kit 48V UL

U338-00-17- | N | W |



*For remote power supply