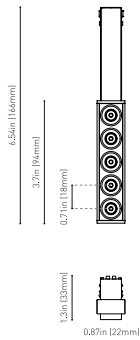




DIMENSIONS



ACCESSORIES



BLACK FOSTER CUSTOM
ACCESSORIES

Name	BLACK FOSTER MICRO CUSTOM MODULE 5 UL DIM DALI 4000K N
Reference	U4512022N
Color	Matt black
Category	CUSTOM SYSTEMS

PRODUCT

Type	LED
Gross luminous flux	850 Lm
Color temperature	4000 K
Chromatic stability	MacAdam Step 3
Color Rendering Index	CRI>90
Power	7 W
Current	500 mA
Efficacy	121 Lm/W
LED lifespan	L90B10 >60.000h

LIGHT SOURCE

Lighting efficiency	87%
Delivered luminous flux	740 Lm
Light beam angle	37°

LIGHTING FIXTURE | PHOTOMETRIC DATA

Driver	Included
Power values of the system	8,40 W
Dimming	DALI

LIGHTING FIXTURE | ELECTRICAL DATA

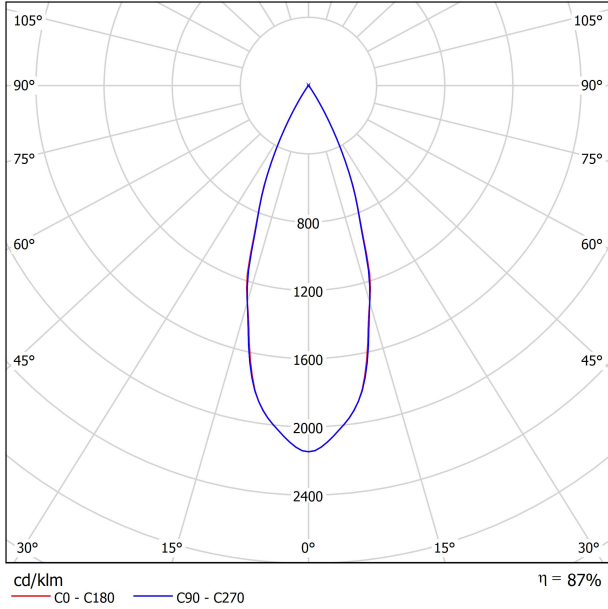
Environmental location	DAMP
Track type	Black Foster Micro Surface Track
Weight	0.22 lb 100 gr
Packaged weight	0.27 lb 125 gr
Packaging dimensions	8.66x1.89x1.93 in 220x48x49 mm
Materials	Aluminium / Acrylonitrile Butadiene Styrene / Polycarbonate

OTHER DATA

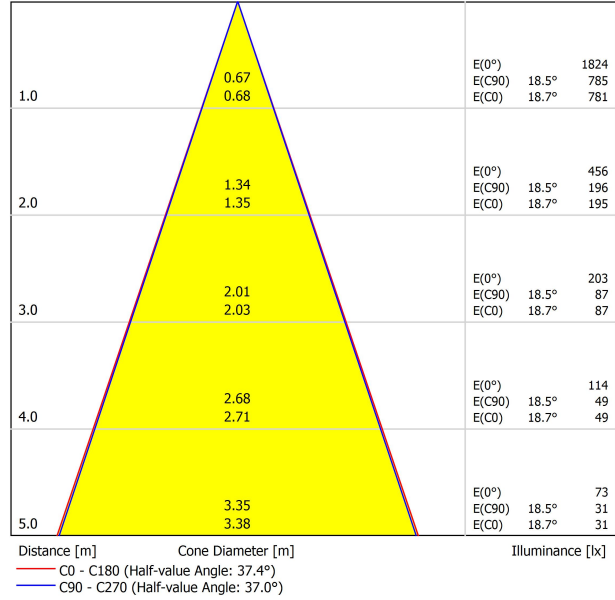


Black Foster Micro is a feat of engineering which brings the acclaimed "The Invisible Black" effect to a hyper-reduced light. Its tiny size and thin trim offer a "trimless visual" aesthetic which combines with its almost imperceptible presence as a result of its compact dimensions. Black Foster Micro is designed for general or accent lighting and can be used in projects that seek ceiling lighting that plays a minimal role.

POLAR DIAGRAM



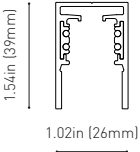
CONICAL DIAGRAM



UGR

Glare Evaluation According to UGR											
ρ Ceiling	70	70	50	50	30	70	70	50	50	30	30
ρ Walls	50	30	50	30	30	50	30	50	30	30	30
ρ Floor	20	20	20	20	20	20	20	20	20	20	20
Room Size X Y		Viewing direction at right angles to lamp axis					Viewing direction parallel to lamp axis				
2H	2H	1.2	1.8	1.4	2.0	2.2	0.9	1.5	1.1	1.7	1.9
	3H	4.5	5.1	4.8	5.3	5.5	4.3	4.8	4.5	5.1	5.3
	4H	6.3	6.9	6.6	7.1	7.4	6.1	6.7	6.4	6.9	7.2
	6H	8.2	8.8	8.6	9.0	9.3	8.2	8.7	8.5	9.0	9.3
	8H	9.5	10.0	9.8	10.2	10.5	9.4	9.8	9.7	10.1	10.4
	12H	10.8	11.3	11.2	11.6	11.9	10.8	11.2	11.1	11.5	11.8
4H	2H	2.2	2.7	2.5	3.0	3.2	1.9	2.5	2.2	2.7	3.0
	3H	5.6	6.1	6.0	6.4	6.7	5.6	6.0	5.9	6.3	6.6
	4H	7.7	8.1	8.0	8.4	8.7	7.5	7.9	7.9	8.2	8.6
	6H	9.8	10.2	10.2	10.5	10.9	9.8	10.1	10.2	10.5	10.9
	8H	11.2	11.5	11.6	11.8	12.2	11.1	11.4	11.5	11.7	12.1
	12H	12.7	12.9	13.1	13.3	13.7	12.6	12.9	13.0	13.3	13.7
8H	4H	8.5	8.8	8.9	9.2	9.6	8.3	8.6	8.8	9.0	9.4
	6H	10.9	11.1	11.4	11.6	12.0	10.9	11.1	11.4	11.6	12.0
	8H	12.4	12.6	12.9	13.0	13.5	12.4	12.5	12.8	13.0	13.4
	12H	14.2	14.3	14.7	14.8	15.3	14.1	14.3	14.6	14.7	15.2
12H	4H	8.7	9.0	9.2	9.4	9.8	8.6	8.8	9.0	9.2	9.7
	6H	11.3	11.4	11.7	11.9	12.4	11.3	11.4	11.7	11.9	12.4
	8H	12.9	13.0	13.4	13.5	14.0	12.8	13.0	13.3	13.4	13.9
Variation of the observer position for the luminaire distances S											
S = 1.0H	+3.5 / -1.3					+3.6 / -1.3					
S = 1.5H	+6.0 / -1.6					+6.0 / -1.6					
S = 2.0H	+8.0 / -1.7					+8.0 / -1.9					
Standard table Correction Summand	---					---					
Corrected Glare Indices referring to 850lm Total Luminous Flux											

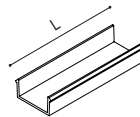
BLACK FOSTER MICRO CUSTOM UL



BLACK FOSTER MICRO CUSTOM SURFACE	3.28ft (1m) UL	U450-01-00-	NT	WT
BLACK FOSTER MICRO CUSTOM SURFACE	6.56ft (2m) UL	U450-02-00-	NT	WT

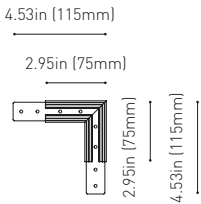
L

BLACK FOSTER MICRO CUSTOM SURFACE	Gap 250 UL	U450-00-01-	N	9.84 in / 250 mm
BLACK FOSTER MICRO CUSTOM SURFACE	Gap 500 UL	U450-00-02-	N	16.69 in / 500 mm
BLACK FOSTER MICRO CUSTOM SURFACE	Gap 1000 UL	U450-00-03-	N	39.37 in / 1000 mm



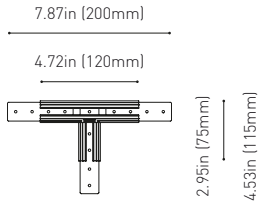
BLACK FOSTER MICRO CUSTOM SURFACE	L-Joint UL	U450-04-00-	NT	WT
BLACK FOSTER MICRO CUSTOM SURFACE	T-Joint UL	U450-05-00-	NT	WT
BLACK FOSTER MICRO CUSTOM SURFACE	X-Joint UL	U450-06-00-	NT	WT

BLACK FOSTER MICRO CUSTOM SURFACE L-Joint UL



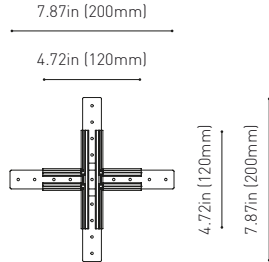
Electrical connection not included

BLACK FOSTER MICRO CUSTOM SURFACE T-Joint UL



Electrical connection not included

BLACK FOSTER MICRO CUSTOM SURFACE X-Joint UL



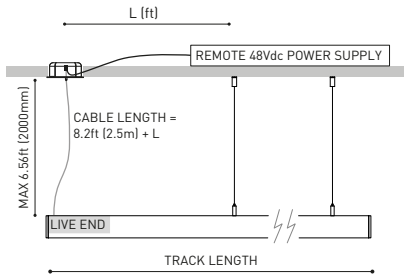
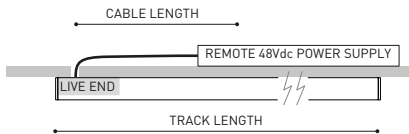
Electrical connection not included

		P	V	D
CONSTANT VOLTAGE	U100-00-78	96 W	48 V	8.16 x 2.97 x 1.30 in
LED POWER SUPPLY				207 x 75.4 x 33 mm

120 & 277V | 50/60 Hz

UL DROP VOLTAGE TABLE

POWER	CABLE SECTION	CABLE LENGTH			
		16.40ft 5m	32.80ft 10m	65.62ft 20m	98.43ft 30m
96 W	AWG16	TRACK LENGTH			
		164ft 50m	164ft 50m	131.32ft 40m	82ft 25m



COLOUR | N ■ | NT ■ | WT □ |

BLACK FOSTER MICRO CUSTOM UL

BLACK FOSTER MICRO CUSTOM TRACK COMPONENTS



BLACK FOSTER MICRO CUSTOM SURFACE
End UL **U450-00-04- | N | W |**
 Cover thickness = 0.12in (3mm)

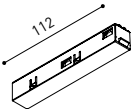


BLACK FOSTER MICRO CUSTOM SURFACE
End Feed UL **U450-00-05- | N | W |**
 Cover thickness = 0.12in (3mm)

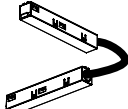


BLACK FOSTER MICRO CUSTOM SURFACE
Straight Joiner UL **U450-00-06**

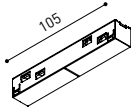
CONNECTION COMPONENTS



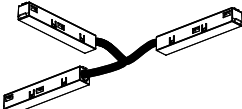
Live-End Connector 48V
A338-00-01- | N |



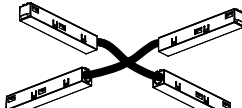
L-Joint Connector 48V UL
U338-00-12- | N |



Central Connector 48V
A338-00-02- | N |

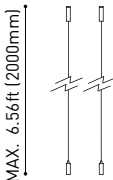


T-Joint Connector 48V UL
U450-00-07- | N |



X-Joint Connector 48V UL
U450-00-08- | N |

SUSPENSION COMPONENTS



Black Foster Suspension Kit (2 Units) UL
U450-00-09- | NT | WT |
Suggested Mounting accessories quantities
 3.28ft (1000mm) - 2 Pcs.
 6.56ft (2000mm) - 3 Pcs.



Suspension Feed Kit 48V UL
U338-00-17- | N | W | 

*For remote power supply