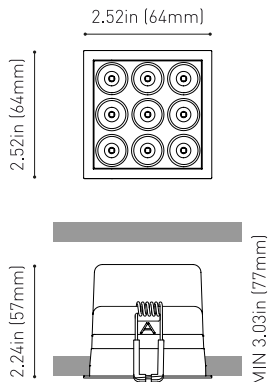




DIMENSIONS



Name	BLACK FOSTER MICRO RECESSED 3X3 UL 2700K N
Reference	U4144010N
Color	Matt black
Category	CEILING RECESSED

PRODUCT

Type	LED
Gross luminous flux	Depending on Mounting Accessories Lm
Color temperature	2700 K
Chromatic stability	MacAdam Step 3
Color Rendering Index	CRI>90
Power	Depending on Mounting Accessories W
Current	Depending on Mounting Accessories mA
LED lifespan	L90B10 >60.000h

LIGHT SOURCE

Lighting efficiency	87%
Delivered luminous flux	0 Lm
Light beam angle	37°

LIGHTING FIXTURE | PHOTOMETRIC DATA

Driver	Requires remote driver
Power values of the system	W
Frequency	Depending on Mounting Accessories
Dimming	Depending on Mounting Accessories

LIGHTING FIXTURE | ELECTRICAL DATA

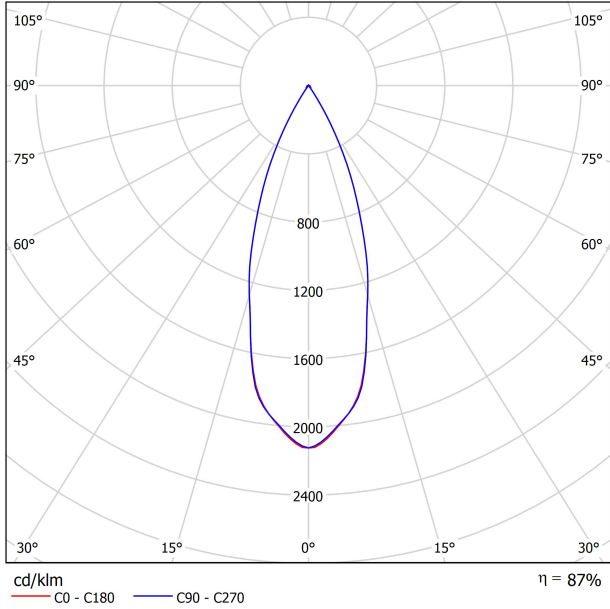
IC Rated	Yes
Environmental location	DAMP
Recess measurements	2.36x2.36 in 60x60
Weight	0.44 lb 200 gr
Packaged weight	0.63 lb 286.3 gr
Packaging dimensions	6.54x4.25x2.72 in 166x108x69 mm
Materials	Aluminium - Acrylonitrile Butadiene Styrene - Polycarbonate

OTHER DATA

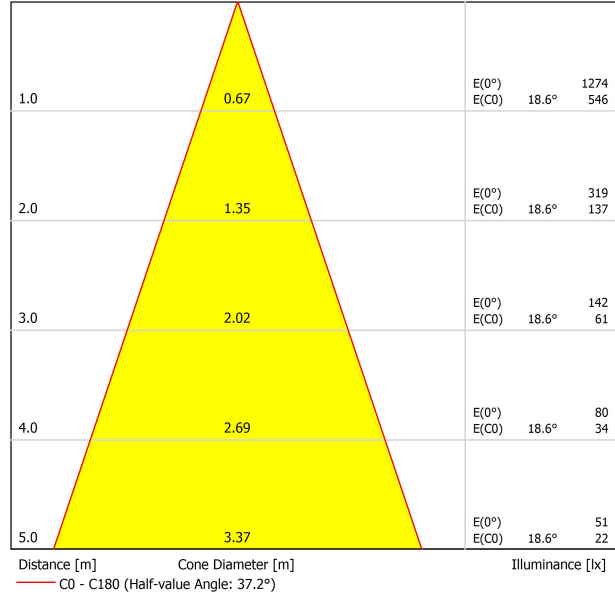


Black Foster Micro is a feat of engineering which brings the acclaimed "The Invisible Black" effect to a hyper-reduced light. Its tiny size and thin trim offer a "trimless visual" aesthetic which combines with its almost imperceptible presence as a result of its compact dimensions. Black Foster Micro is designed for general or accent lighting and can be used in projects that seek ceiling lighting that plays a minimal role.

POLAR DIAGRAM



CONICAL DIAGRAM



UGR

Glare Evaluation According to UGR											
ρ Ceiling	70	70	50	50	30	70	70	50	50	30	30
ρ Walls	50	30	50	30	30	50	30	50	30	30	30
ρ Floor	20	20	20	20	20	20	20	20	20	20	20
Room Size X Y		Viewing direction at right angles to lamp axis					Viewing direction parallel to lamp axis				
2H	2H	-6.6	-6.0	-6.4	-5.8	-5.6	-6.3	-5.6	-6.0	-5.5	-5.3
	3H	-3.7	-3.1	-3.4	-2.9	-2.7	-3.3	-2.7	-3.0	-2.5	-2.3
	4H	-1.8	-1.2	-1.5	-1.0	-0.7	-1.5	-0.9	-1.2	-0.7	-0.4
	6H	-0.0	0.5	0.3	0.8	1.0	0.4	0.9	0.7	1.2	1.5
	8H	1.3	1.7	1.6	2.0	2.3	1.6	2.1	1.9	2.4	2.7
4H	12H	2.6	3.0	2.9	3.3	3.6	3.1	3.5	3.4	3.8	4.1
	2H	-5.8	-5.3	-5.5	-5.0	-4.7	-5.5	-5.0	-5.2	-4.7	-4.5
	3H	-2.5	-2.0	-2.1	-1.7	-1.4	-2.2	-1.8	-1.9	-1.5	-1.2
	4H	-0.2	0.2	0.2	0.5	0.9	-0.1	0.3	0.3	0.6	1.0
	6H	1.7	2.0	2.1	2.4	2.8	2.0	2.4	2.4	2.7	3.1
8H	8H	3.1	3.4	3.5	3.7	4.1	3.3	3.6	3.7	4.0	4.4
	12H	4.5	4.7	4.9	5.1	5.5	4.9	5.2	5.3	5.6	6.0
	4H	0.6	0.9	1.0	1.2	1.6	0.7	1.0	1.1	1.3	1.7
	6H	2.8	3.0	3.3	3.4	3.9	3.1	3.3	3.5	3.7	4.2
	8H	4.3	4.5	4.8	4.9	5.4	4.6	4.7	5.0	5.2	5.6
12H	12H	6.0	6.1	6.4	6.6	7.1	6.4	6.5	6.9	7.0	7.5
	4H	0.8	1.0	1.2	1.4	1.9	0.9	1.1	1.3	1.5	1.9
	6H	3.2	3.4	3.6	3.8	4.3	3.4	3.6	3.9	4.0	4.5
	8H	4.8	4.9	5.3	5.4	5.9	5.0	5.1	5.5	5.6	6.1
	Variation of the observer position for the luminaire distances S										
S = 1.0H	+5.5 / -3.3					+5.4 / -3.1					
S = 1.5H	+8.2 / -3.6					+8.1 / -3.5					
S = 2.0H	+10.3 / -4.1					+10.2 / -3.9					
Standard table	BK02					BK02					
Correction Summand	-8.0					-7.9					
Corrected Glare Indices referring to 600lm Total Luminous Flux											