




DIMENSIONS



ACCESORIES



MINIMAL TRACK OPTIONS

AWARDS



reddot winner 2020
innovative product



reddot winner 2020
lighting design



Bronze Delta
ADI Awards 2020



Name	LINE MICRO 250 24V UL 2700K N
Reference	U3950000N
Color	Matt black
Category	TRACKLIGHTS

PRODUCT

Type	LED
Gross luminous flux	330 Lm
Color temperature	2700 K
Chromatic stability	MacAdam Step 2
Color Rendering Index	CRI>90
Power	2 W
Current	400 mA
Efficacy	165 Lm/W
LED lifespan	L80B10 >60.000h

LIGHT SOURCE

Lighting efficiency	52%
Delivered luminous flux	172 Lm
Light beam angle	113°

LIGHTING FIXTURE | PHOTOMETRIC DATA

Driver	Included
Power values of the system	2,70 W
Dimming	Dim options

LIGHTING FIXTURE | ELECTRICAL DATA

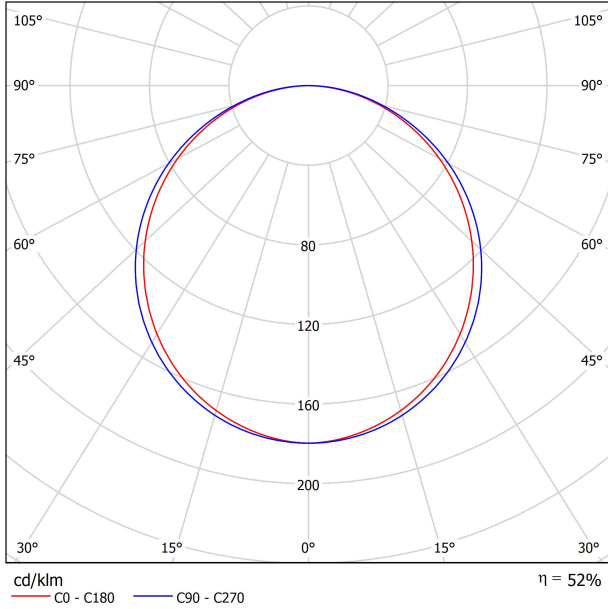
Environmental location	DRY
Track type	Minimal Track
Weight	0.21 lb 95 gr
Packaged weight	0.28 lb 125 gr
Packaging dimensions	10.43x1.81x1.57 in 265x46x40 mm
Materials	Aluminium / Polycarbonate

OTHER DATA

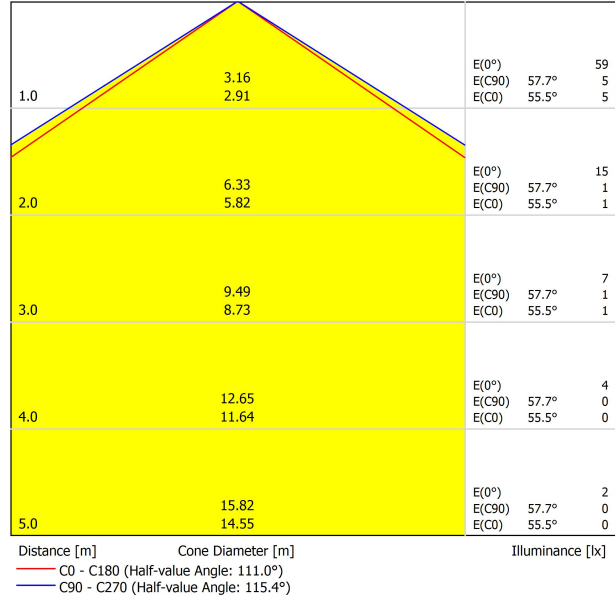


Line Micro 24V, is the line-luminary of diffused light for Minimal Track applications. This lighting solution allows Jokerlight's 24V tracklight to combine accent lighting with longitudinal general lighting where required.

POLAR DIAGRAM



CONICAL DIAGRAM



UGR

Glare Evaluation According to UGR											
ρ Ceiling	70	70	50	50	30	70	70	50	50	30	30
ρ Walls	50	30	50	30	30	50	30	50	30	30	30
ρ Floor	20	20	20	20	20	20	20	20	20	20	20
Room Size X Y		Viewing direction at right angles to lamp axis					Viewing direction parallel to lamp axis				
2H	2H	21.1	22.4	21.4	22.7	22.9	21.4	22.7	21.7	22.9	23.2
	3H	22.9	24.1	23.3	24.4	24.7	23.2	24.5	23.6	24.7	25.0
	4H	23.6	24.8	24.0	25.1	25.4	24.0	25.1	24.3	25.4	25.7
	6H	24.2	25.3	24.6	25.6	25.9	24.5	25.6	24.9	25.9	26.2
	8H	24.4	25.4	24.8	25.7	26.1	24.7	25.8	25.1	26.1	26.4
12H	24.5	25.5	24.9	25.8	26.2	24.9	25.9	25.3	26.2	26.5	
4H	2H	21.7	22.9	22.0	23.1	23.4	21.9	23.1	22.3	23.4	23.6
	3H	23.8	24.8	24.1	25.1	25.4	24.0	25.0	24.4	25.3	25.7
	4H	24.6	25.5	25.0	25.9	26.2	24.9	25.8	25.3	26.1	26.5
	6H	25.3	26.1	25.8	26.5	26.9	25.6	26.4	26.0	26.8	27.2
	8H	25.6	26.3	26.0	26.7	27.1	25.9	26.6	26.3	27.0	27.4
12H	25.8	26.4	26.2	26.8	27.2	26.1	26.7	26.5	27.1	27.6	
8H	4H	25.0	25.7	25.4	26.1	26.5	25.2	25.9	25.7	26.3	26.7
	6H	25.8	26.4	26.3	26.8	27.3	26.1	26.7	26.6	27.1	27.6
	8H	26.2	26.7	26.7	27.1	27.6	26.5	27.0	26.9	27.4	27.9
	12H	26.4	26.9	26.9	27.3	27.8	26.8	27.2	27.2	27.7	28.2
12H	4H	25.0	25.7	25.5	26.1	26.5	25.3	25.9	25.7	26.3	26.7
	6H	25.9	26.4	26.4	26.9	27.4	26.2	26.7	26.7	27.1	27.6
	8H	26.3	26.8	26.8	27.2	27.7	26.6	27.0	27.1	27.5	28.0
Variation of the observer position for the luminaire distances S											
S = 1.0H	+0.1 / -0.1					+0.1 / -0.1					
S = 1.5H	+0.2 / -0.3					+0.2 / -0.3					
S = 2.0H	+0.3 / -0.6					+0.3 / -0.6					
Standard table	BK06					BK06					
Correction Summand	10.5					10.8					
Corrected Glare Indices referring to 330lm Total Luminous Flux											

24V SYSTEM

MINIMAL TRACK



MINIMAL TRACK 24V Profile 2m UL U384-02-00- | N |

2m = 78.74in

MINIMAL TRACK 24V Rubber Cable n x 1m UL U384-00-01- | N |

n = Total Length of System
1m = 39.37in

24V | Max. 4A

MINIMAL TRACK 24V Corner 90° 1 Plane UL

U384-00-02- | N |

Cable Length = 1.38in (35mm)



MINIMAL TRACK 24V End Cap UL

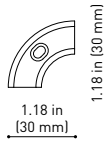
U384-00-05- | N |



MINIMAL TRACK 24V Corner 90° 1 Plane Rounded UL

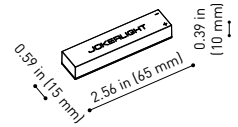
U384-00-03- | N |

Cable Length = 1.38in (35mm)



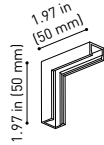
MINIMAL TRACK 24V Connection Box UL

U384-00-06- | N |



MINIMAL TRACK 24V Corner 90° 2 Planes UL

Cable Length = 3.94in (100mm)



COLOUR | N ■ |

DIM OPTIONS PLEASE CONSULT

INSTALLATION GUIDE
<https://youtu.be/AqTIsTcSoGA>



24V SYSTEM

MINIMAL TRACK SUSPENSION



MINIMAL TRACK 24V Suspension UL

Profile 2m

U384-02-00- | N |

Profile 2m Initial feed kit UL

U400-02-10- | N |

Profile 2m Middle feed kit UL*

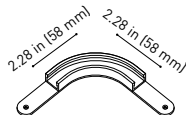
U400-02-20- | N |

* Unidirectional Middle Feed
2m = 78.74in

MINIMAL TRACK 24V Suspension Corner 90° UL

U400-00-03- | N |

Cable Length = 3.35in (85mm)



MINIMAL TRACK 24V Suspension UL

Rubber Cable n x 1m UL

U400-00-01- | N |

n = Total Length of System
1m = 39.37in

24V | Max. 4A

MINIMAL TRACK 24V Suspension Straight Joiner UL

U400-00-02- | N |

MINIMAL TRACK 24V Suspension Kit UL

U400-02-04- | N |

MINIMAL TRACK 24V Suspension End Caps UL

U400-00-05- | N |

Two End Caps Included



COLOUR | N ■ |

DIM OPTIONS PLEASE CONSULT

24V SYSTEM

MINIMAL TRACK SURFACE & SUSPENSION

	P	V	D (A x B x C)	
MINIMAL TRACK 24V Remote Power Supply UL	U384-00-07	100W	24V	8.16 x 2.97 x 1.30 in 207.2 x 75.4 x 33 mm

120 & 277 V | 50/60 Hz | NO DIM



	P	V	D (A x B x C)	
MINIMAL TRACK 24V Dimmable Power Supply UL*	U010-00-01	60W	24V	5.83 x 1.68 x 1 in 148.2 x 42.6 x 25.4 mm
	U010-00-02	100W	24V	9.5 x 1.57 x 1 in 241.3 x 39.9 x 25.4 mm

120 & 277 V | 50/60 Hz | 0-10 V



	P	V	D (A x B x C)	
MINIMAL TRACK 24V Constant Voltage Dimmer	U010-00-00	144W	24V	2.86 x 1.18 x 0.71 in 72.6 x 30 x 18 mm

24 V | CASAMBI



UL DROP VOLTAGE TABLE

POWER	CABLE SECTION	CABLE LENGTH			
		<16.40 ft <5 m	<32.80 ft <10 m	<65.62 ft <20 m	<98.43 ft <30 m
60 W	AWG18	98.43 ft 30 m	98.43 ft 30 m	65.62 ft 20 m	32.80 ft 10 m
	AWG16	98.43 ft 30 m	98.43 ft 30 m	98.43 ft 30 m	65.62 ft 20 m
96 W	AWG18	65.62 ft 20 m	32.80 ft 10 m	X	X
	AWG16	65.62 ft 20 m	65.62 ft 20 m	32.80 ft 10 m	X

PHASE CUT AND DMX DIM OPTIONS PLEASE CONSLT | *POWER SUPPLY REQUIRES AN ENCLOSURE FOR INSTALLATION. ENCLOSURE NOT PROVIDED