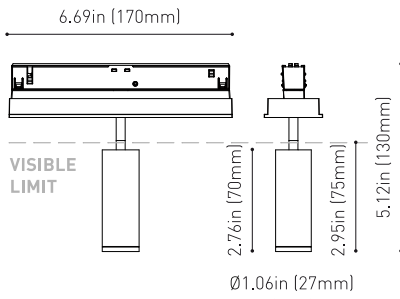




## DIMENSIONS



## ACCESSORIES



BLACK FOSTER CUSTOM  
ACCESSORIES

### Reference

U4540210WT

### Color

Textured white

### Category

CUSTOM SYSTEMS

### Type

LED

### Gross luminous flux

520 Lm

### Color temperature

2700 K

### Chromatic stability

MacAdam Step 2

### Color Rendering Index

CRI>90

### Power

5.5 W

### Current

500 mA

### Efficacy

94 Lm/W

### LED lifespan

L90B10>108.000h

## LIGHT SOURCE

## LIGHTING FIXTURE | PHOTOMETRIC DATA

### Lighting efficiency

84%

### Delivered luminous flux

437 Lm

### Light beam angle

18°

## LIGHTING FIXTURE | ELECTRICAL DATA

### Driver

Included

### Power values of the system

7,00 W

### Dimming

DALI

## OTHER DATA

### Environmental location

DAMP

### Swivel angle

90°

### Rotation angle

355°

### Track type

Black Foster Custom Surface Track

### Weight

0.35 lb | 160 gr

### Packaged weight

0.47 lb | 217 gr

### Packaging dimensions

8.27x4.41x2.13 in | 210x112x54 mm

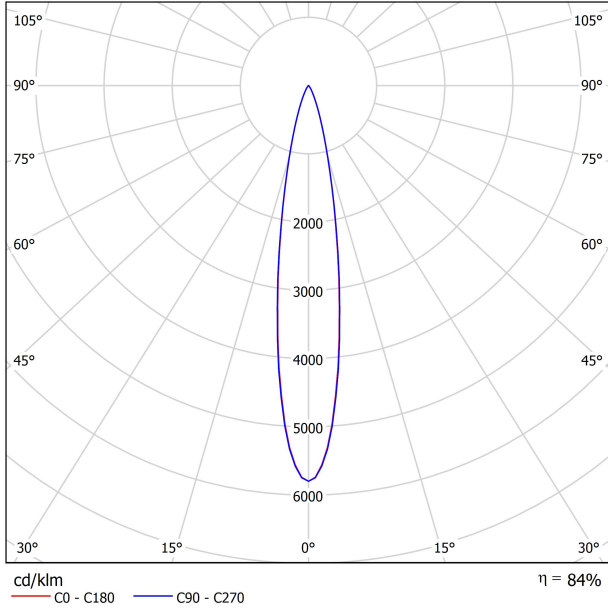
### Materials

Aluminium / Polycarbonate



Fit 27 is a projector for the Black Foster custom system. Cylindrical geometry and essential forms, it stands out for its minimalistic looking and its functionality as it can be orientated in any direction. The black perimeter around its mouth highlights its anti-glare vocation.

POLAR DIAGRAM



CONICAL DIAGRAM



UGR

| Glare Evaluation According to UGR                                |      |  |      |      |      |      |   |      |      |      |      |
|--|------|--|------|------|------|------|---|------|------|------|------|
| ρ Ceiling  |      | 70   | 70   | 50   | 50   | 30   | 70                                      | 70   | 50   | 50   | 30   |
| ρ Walls  |      | 50   | 30   | 50   | 30   | 30   | 50                                      | 30   | 50   | 30   | 30   |
| ρ Floor  |      | 20   | 20   | 20   | 20   | 20   | 20                                      | 20   | 20   | 20   | 20   |
| Room Size X Y  |      | Viewing direction at right angles to lamp axis |      |      |      |      | Viewing direction parallel to lamp axis |      |      |      |      |
| 2H   | 2H   | 11.1   | 11.8 | 11.3 | 11.9 | 12.1 | 11.2                                    | 11.9 | 11.4 | 12.1 | 12.2 |
|  | 3H   | 12.4   | 13.0 | 12.7 | 13.2 | 13.5 | 12.7                                    | 13.3 | 13.0 | 13.6 | 13.8 |
|  | 4H   | 13.5   | 14.1 | 13.8 | 14.3 | 14.6 | 13.6                                    | 14.2 | 13.9 | 14.4 | 14.7 |
|  | 6H   | 14.5   | 15.0 | 14.8 | 15.3 | 15.6 | 14.5                                    | 15.0 | 14.8 | 15.3 | 15.6 |
|  | 8H   | 15.1   | 15.6 | 15.4 | 15.9 | 16.2 | 15.1                                    | 15.6 | 15.4 | 15.9 | 16.2 |
| 4H   | 12H  | 15.9   | 16.4 | 16.3 | 16.7 | 17.0 | 16.0                                    | 16.4 | 16.3 | 16.7 | 17.0 |
|  | 2H   | 11.6   | 12.2 | 11.9 | 12.4 | 12.7 | 11.7                                    | 12.2 | 12.0 | 12.5 | 12.8 |
|  | 3H   | 13.2   | 13.7 | 13.6 | 14.0 | 14.3 | 13.5                                    | 14.0 | 13.8 | 14.3 | 14.6 |
|  | 4H   | 14.5   | 14.9 | 14.9 | 15.2 | 15.6 | 14.5                                    | 15.0 | 14.9 | 15.3 | 15.6 |
|  | 6H   | 15.7   | 16.0 | 16.1 | 16.4 | 16.8 | 15.7                                    | 16.0 | 16.1 | 16.4 | 16.8 |
| 8H   | 8H   | 16.5   | 16.8 | 16.9 | 17.2 | 17.6 | 16.4                                    | 16.7 | 16.8 | 17.1 | 17.5 |
|  | 12H  | 17.5   | 17.7 | 17.9 | 18.1 | 18.6 | 17.5                                    | 17.7 | 17.9 | 18.1 | 18.6 |
|  | 4H   | 14.9   | 15.2 | 15.3 | 15.6 | 16.0 | 15.0                                    | 15.3 | 15.4 | 15.7 | 16.1 |
|  | 6H   | 16.5   | 16.7 | 16.9 | 17.1 | 17.6 | 16.5                                    | 16.7 | 16.9 | 17.1 | 17.5 |
|  | 8H   | 17.5   | 17.7 | 17.9 | 18.1 | 18.6 | 17.4                                    | 17.6 | 17.8 | 18.0 | 18.5 |
| 12H  | 12H  | 18.7   | 18.9 | 19.2 | 19.3 | 19.8 | 18.7                                    | 18.9 | 19.2 | 19.3 | 19.8 |
|  | 4H   | 15.0   | 15.3 | 15.5 | 15.7 | 16.1 | 15.1                                    | 15.4 | 15.5 | 15.8 | 16.2 |
|  | 6H   | 16.7   | 16.9 | 17.2 | 17.3 | 17.8 | 16.7                                    | 16.9 | 17.2 | 17.3 | 17.8 |
| 8H   | 17.8 | 18.0   | 18.3 | 18.4 | 18.9 | 17.7 | 17.9                                    | 18.2 | 18.4 | 18.9 |      |
| Variation of the observer position for the luminaire distances S |      |  |      |      |      |      |   |      |      |      |      |
| S = 1.0H   |      | +1.3 / -0.6                                    |      |      |      |      | +1.3 / -0.5                             |      |      |      |      |
| S = 1.5H   |      | +2.8 / -0.8                                    |      |      |      |      | +2.7 / -0.8                             |      |      |      |      |
| S = 2.0H   |      | +4.3 / -1.3                                    |      |      |      |      | +4.2 / -1.2                             |      |      |      |      |
| Standard table Correction Summand                                |      | ---  |      |      |      |      | ---                                     |      |      |      |      |
| Corrected Glare Indices referring to 550lm Total Luminous Flux   |      |  |      |      |      |      |   |      |      |      |      |

# BLACK FOSTER CUSTOM UL



|                             |                |             |    |    |
|-----------------------------|----------------|-------------|----|----|
| BLACK FOSTER CUSTOM SURFACE | 3.28ft (1m) UL | U452-01-00- | NT | WT |
| BLACK FOSTER CUSTOM SURFACE | 6.56ft (2m) UL | U452-02-00- | NT | WT |

L

|                           |            |             |   |                   |
|---------------------------|------------|-------------|---|-------------------|
| BLACK FOSTER CUSTOM COVER | Gap 250 UL | U452-00-01- | N | 9.84 in / 250 mm  |
| BLACK FOSTER CUSTOM COVER | Gap 500 UL | U452-00-02- | N | 16.69 in / 500 mm |



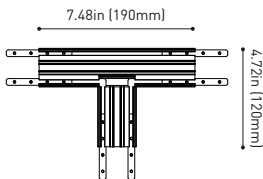
|                             |            |             |    |    |
|-----------------------------|------------|-------------|----|----|
| BLACK FOSTER CUSTOM SURFACE | L-Joint UL | U452-04-00- | NT | WT |
| BLACK FOSTER CUSTOM SURFACE | T-Joint UL | U452-05-00- | NT | WT |
| BLACK FOSTER CUSTOM SURFACE | X-Joint UL | U452-06-00- | NT | WT |

**BLACK FOSTER CUSTOM SURFACE L-Joint UL**



Electrical connection not included

**BLACK FOSTER CUSTOM SURFACE T-Joint UL**



Electrical connection not included

**BLACK FOSTER CUSTOM SURFACE X-Joint UL**



Electrical connection not included

P V D

|                  |            |      |      |                       |
|------------------|------------|------|------|-----------------------|
| CONSTANT VOLTAGE | U100-00-78 | 96 W | 48 V | 8.16 x 2.97 x 1.30 in |
| LED POWER SUPPLY |            |      |      | 207 x 75.4 x 33 mm    |

120 & 277V | 50/60 Hz



**UL DROP VOLTAGE TABLE**

| POWER | CABLE SECTION | CABLE LENGTH  |                |                 |                |
|-------|---------------|---------------|----------------|-----------------|----------------|
|       |               | 16.40ft<br>5m | 32.80ft<br>10m | 65.62ft<br>20m  | 98.43ft<br>30m |
| 96 W  | AWG16         | TRACK LENGTH  |                |                 |                |
|       |               | 164ft<br>50m  | 164ft<br>50m   | 131.32ft<br>40m | 82ft<br>25m    |

COLOUR | N ■ | NT ■ | WT □ |

# BLACK FOSTER CUSTOM UL

## BLACK FOSTER CUSTOM TRACK COMPONENTS



**BLACK FOSTER CUSTOM SURFACE**  
**End UL** U452-00-03- | N | W |

Cover thickness = 0.12in (3mm)



**BLACK FOSTER CUSTOM SURFACE**  
**End Feed UL** U452-00-04- | N | W |

Cover thickness = 0.12in (3mm)



**BLACK FOSTER CUSTOM SURFACE**  
**Straight Joiner UL** U452-00-05

## CONNECTION COMPONENTS



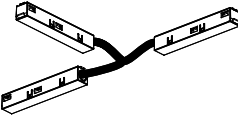
**Live-End Connector 48V UL**  
 U338-00-01- | N |



**L-Joint Connector 48V UL**  
 U338-00-12- | N |



**Central Connector 48V UL**  
 U338-00-02- | N |



**T-Joint Connector 48V UL**  
 U450-00-07- | N |



**X-Joint Connector 48V UL**  
 U450-00-08- | N |

## SUSPENSION COMPONENTS



**Black Foster Suspension Kit (2 Units) UL**  
 U450-00-09- | NT | WT |

**Suggested Mounting accessories quantities**  
 3.28ft (1000mm) - 2 Pcs.  
 6.56ft (2000mm) - 3 Pcs.



**Suspension Feed Kit 48V UL**  
 U338-00-17- | N | W |



\*For remote power supply