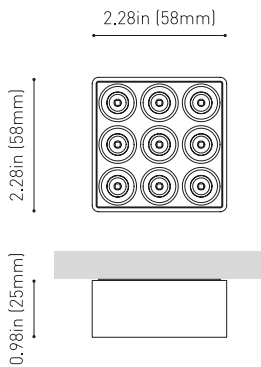




## DIMENSIONS



<b>Name</b>	BLACK FOSTER MICRO SURFACE 3X3 UL 4000K NT
<b>Reference</b>	U4594002NT
<b>Color</b>	Textured black
<b>Category</b>	SURFACE
<b>Type</b>	LED
<b>Gross luminous flux</b>	Depending on Mounting Accessories Lm
<b>Color temperature</b>	4000 K
<b>Chromatic stability</b>	MacAdam Step 3
<b>Color Rendering Index</b>	CRI>90
<b>Power</b>	Depending on Mounting Accessories W
<b>Current</b>	Depending on Mounting Accessories mA
<b>LED lifespan</b>	L90B10 >60.000h
<b>Lighting efficiency</b>	87%
<b>Delivered luminous flux</b>	0 Lm
<b>Light beam angle</b>	37°
<b>Driver</b>	Requires remote driver
<b>Power values of the system</b>	W
<b>Frequency</b>	Depending on Mounting Accessories
<b>Dimming</b>	Depending on Mounting Accessories
<b>Environmental location</b>	DAMP
<b>Weight</b>	0.22 lb   100 gr
<b>Packaged weight</b>	0.28 lb   131.1 gr
<b>Packaging dimensions</b>	5.12x3.46x1.3 in   130x88x33 mm
<b>Materials</b>	Aluminium - Acrylonitrile Butadiene Styrene - Polycarbonate

## PRODUCT

## LIGHT SOURCE

## LIGHTING FIXTURE | PHOTOMETRIC DATA

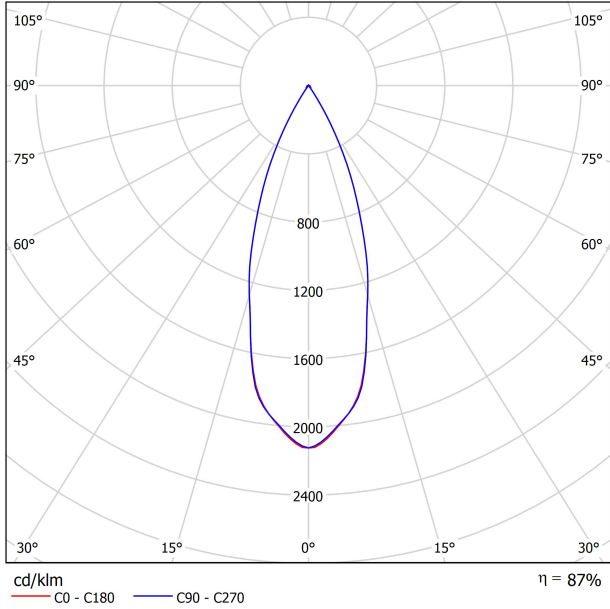
## LIGHTING FIXTURE | ELECTRICAL DATA

## OTHER DATA

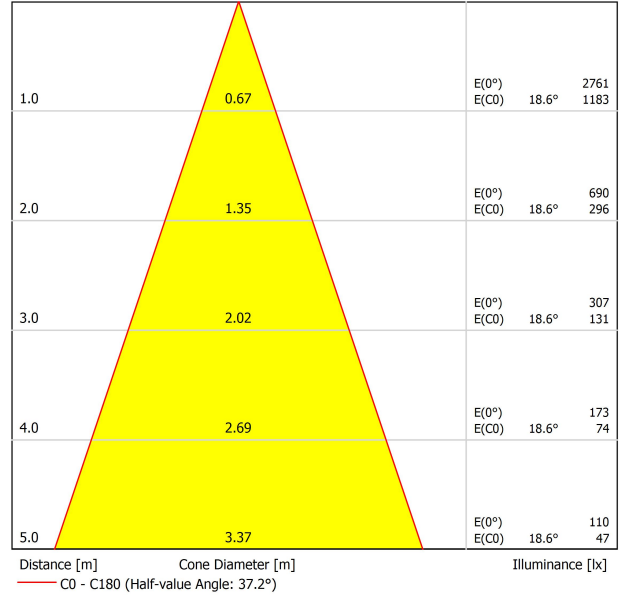


Black Foster has a very discrete presence in the interior design due to its reduced dimensions and its extremely low glare helping the piece not to gain much prominence. The downlight retains high levels of shielding, taking lighting comfort to another level as regards miniaturisation.

POLAR DIAGRAM



CONICAL DIAGRAM



UGR

Glare Evaluation According to UGR											
ρ Ceiling	70	70	50	50	30	70	70	50	50	30	30
ρ Walls	50	30	50	30	30	50	30	50	30	30	30
ρ Floor	20	20	20	20	20	20	20	20	20	20	20
Room Size X Y		Viewing direction at right angles to lamp axis					Viewing direction parallel to lamp axis				
2H	2H	-3.4	-2.8	-3.2	-2.6	-2.4	-3.1	-2.5	-2.9	-2.3	-2.1
	3H	-0.5	0.0	-0.3	0.3	0.5	-0.1	0.5	0.2	0.7	0.9
	4H	1.4	1.9	1.7	2.2	2.4	1.7	2.2	2.0	2.5	2.8
	6H	3.2	3.7	3.5	3.9	4.2	3.6	4.1	3.9	4.4	4.6
	8H	4.4	4.9	4.8	5.2	5.5	4.8	5.3	5.1	5.6	5.9
4H	12H	5.7	6.2	6.1	6.5	6.8	6.2	6.7	6.6	7.0	7.3
	2H	-2.6	-2.1	-2.3	-1.8	-1.6	-2.4	-1.8	-2.1	-1.6	-1.3
	3H	0.7	1.2	1.0	1.5	1.8	0.9	1.4	1.3	1.7	2.0
	4H	3.0	3.4	3.4	3.7	4.1	3.1	3.5	3.5	3.8	4.2
	6H	4.9	5.2	5.3	5.6	6.0	5.2	5.5	5.6	5.9	6.3
8H	8H	6.3	6.5	6.7	6.9	7.3	6.5	6.8	6.9	7.2	7.6
	12H	7.7	7.9	8.1	8.3	8.7	8.1	8.3	8.5	8.7	9.2
	4H	3.8	4.0	4.2	4.4	4.8	3.9	4.1	4.3	4.5	4.9
	6H	6.0	6.2	6.4	6.6	7.1	6.3	6.5	6.7	6.9	7.3
	8H	7.5	7.7	8.0	8.1	8.6	7.7	7.9	8.2	8.3	8.8
12H	12H	9.1	9.3	9.6	9.7	10.2	9.6	9.7	10.0	10.2	10.7
	4H	4.0	4.2	4.4	4.6	5.1	4.1	4.3	4.5	4.7	5.1
	6H	6.4	6.5	6.8	7.0	7.4	6.6	6.8	7.1	7.2	7.7
	8H	8.0	8.1	8.5	8.6	9.1	8.2	8.3	8.7	8.8	9.3
	Variation of the observer position for the luminaire distances S										
S = 1.0H	+5.5 / -3.3					+5.4 / -3.1					
S = 1.5H	+8.2 / -3.6					+8.1 / -3.5					
S = 2.0H	+10.3 / -4.1					+10.2 / -3.9					
Standard table	BK02					BK02					
Correction Summand	-7.5					-7.4					
Corrected Glare Indices referring to 1300lm Total Luminous Flux											